

2023



WorkSimpli

Office Furniture Catalog



Everything you need all in one place.

TODAY'S OFFICE MADE EASY.



Elements Laminate Series Pages 38-39



Desk Top Power Modules Page 137



Seating Page 76-118



Accessories Pages 132--137



Casegoods

Classics	3-23
Components	20-23
Wood Desk	24-25



Height Adjustable Tables

Height Adjustable	51-55
-------------------	-------



Seating

Reception	76-79
Swivel and Guest	82-87, 88-105, 110-115
Executive	82-87
Big & Tall	88-89
Traditional	90-91
Mesh	92-104
Drafting Stools	106, 116
Chair Function Guide	107
Multi-Use	105, 116-117
Nesting/Stacking	108-110, 117-118



Elements

Laminate	27-40
Components	38-39



Tables

Training Tables	57-61
Nesting Tables	57-60
Conference Tables	69-71, 73
Presentation	72
Cafe	74-75
Occasional	80, 115
Multipurpose Tables	62-64
Components: Tops, Bases, and Legs	65-67
Folding	119



Panels

Desk Mounted Panels	42-45
Panel Systems	46-50



Files + Storage

Filing	122-124, 127
Storage	125-126
Bookcases	1128-129



Technology + Accessories

Chairmats	132-134
Monitor Arms	135
Keyboards	135
Technology + Power	136-137
Extra's	137

SO Additional special order items available, call for more information.

Dear Customer,

Offering the best quality office furniture available in today's market—contemporary, traditional, functional, or luxurious—we have the answer to all your furnishing needs no matter what your budget will allow.

Throughout our easy to use catalog, the products shown are listed with details including the corresponding fabrics and finishes. However, if you wonder if a product could come in a different size, color or finish, give your sales representative a call and we'll be happy to explore all options available for you. We appreciate your interest, and look forward to helping you make your office everything you want it to be.

List prices are effective at time of publication and are subject to change without notice. Fabrics and finishes shown are representations and due to printing process, may not be exact.



All WorkSimpli Laminate products and most seating lines are built from environmentally friendly materials which meet or exceed California's 2022 environmental guidelines.



We strongly support recycling efforts. Please recycle this catalog. This catalog is printed using vegetable based inks.



FEATURES:

- *3 mil PVC Tough Edge on all exposed edges*
- *Choice of laminate finishes*
- *Top quality Steel Ball Bearing Drawer Slides*
- *Metal connections for increased durability*
- *Flared drawer pulls for an enhanced look*
- *Core removable locks, grommets and leveling glides included*

Available Classic Finishes: **Not available on all items.*

Newport
Gray

Espresso

Cherry

Mahogany

Modern
Walnut

White*

Aspen

Casegoods

Classic Laminate Series

Rich in styling and superior in construction, the WorkSimpli Laminate Series offers an intelligent solution to any workstation need.

Available in a wide range of components and sizes, it can be easily pieced together to create the configuration that best suits your needs. Attention to detail in design, quality of hardware, and use the premium grade laminate worksurfaces ensure years of trouble free use.



▲ **Bowfront “U” Workstation**

List ~~\$4,598~~

Excludes seating and accessories

Overall Dimensions
71" W x 119" D

MODEL #	DESCRIPTION	DIMENSIONS	LIST
PL189	Bow Front Desk Shell Full Modesty Panel	71"W x 36/41"D	-\$973.00
PL197	Bridge Shell	42"W x 24"D x 29"H	-\$380.00
PL182R	Credenza Shell with L/R Extension	71"W x 24/36"D x 29"H	-\$829.00
PL144OH	71"W Open Hutch	71"W x 15"D x 36"H	-\$873.00
PL166	Pedestal Box/Box/File with Lock 22"D Open Top		-\$711.00
PL44SGD	Silver Frame Glass Door Kit for PL144OH (2 doors per kit)		-\$369.00
GBM1769	Magnetic Glass White Board	69"W x 17"H	-\$463.00

▲ **“L” Desk Workstation** ▶

List ~~\$3,066~~

Excludes seating and accessories

Overall Dimensions
66" W x 66" D

*Optional
Tackboard
PL117DGY
List ~~\$255~~



MODEL #	DESCRIPTION	DIMENSIONS	LIST
PL181R	Credenza Shell with Corner Extension	66"W x 24/36"D	-\$799.00
PL179	Reversible Return Shell	30"W x 24"D x 29"H	-\$339.00
PL166	Pedestal Box/Box/File with Lock 22"D Open Top		-\$711.00
PL140OH	66"W Open Hutch	66"W x 15"D x 36"H	-\$858.00
PL40SGD	Silver Frame Glass Door Kit for PL140OH (2 doors per kit)		-\$359.00



▲ **“L” Bullet Workstation**

List ~~\$4,377~~

Excludes seating and accessories

Overall Dimensions
71" W x 84" D

MODEL #	DESCRIPTION	DIMENSIONS	LIST
PL147	Bullet Desk	66"x30"D	-\$598.00
PL131/147LEG	Leg for Bullet Desk		-\$255.00
PL182L	Credenza Shell with L/R Extension	71"W x 24"/36"D x 29"H	-\$829.00
PL188	Bridge	30"W x 24"D x 29"H	-\$279.00
PL44SGD	Silver Frame Glass Door Kit for PL144OH (2 Doors Per Kit)		-\$369.00
PL166	Pedestal Box/Box/File with Lock 22"D Open Top		-\$711.00
PL144OH	71"W Open Hutch	71"W x 15"D x 36"H	-\$873.00
GBM1769	Magnetic Glass White Board	69"W x 17"H	-\$463.00

Newport Gray



◀ **Reception Workstation**

List ~~\$2,989~~

Excludes Seating and Accessories

Overall Dimensions

71"W x 78"D

MODEL #	DESCRIPTION	DIMENSIONS	LIST
PL169NTT	Reception Desk Shell without Transaction Top	71"W x 30/36"D x 42"H	\$980.00 ea.
PL169TTGLASS	Glass Transaction Top for PL169NTT		\$779.00
PL180	Reversible Reception Return Shell	42"W x 24"D x 42"H	\$519.00
PL166	Pedestal Box/Box/File with Lock 22"D Open Top		\$711.00

Double Workstation ▶

List ~~\$6,412~~

Excluding accessories

Overall Dimensions

180"W x 90"D

MODEL #	QTY	DESCRIPTION	DIMENSIONS	LIST
PL134	2	Corner Desk Shell	42"w x 24"D	\$800.00 ea.
PL145	4	Reversible Return Shell)	48"W x 24"D x 29"H	\$515.00 ea.
PL166	2	Pedestal Box/Box/File with Lock 22"D Open Top		\$711.00 ea.
PLT3066	1	Rectangular Top	66"W x 30"D	\$469.00 ea.
PLTRBPOST28	1	Polished Steel Post 29"H		\$199.00 ea.
PLTRBBASE23	1	Polished Steel Round Base 23" spread		\$551.00 ea.
PLT72MS	1	Support Stiffener for 72" tops		\$73.00 ea.
PLTFB	2	Flat Bracket		\$19.00 ea.



▼ **Double Reception Workstation**

List ~~\$5,338~~

Excludes seating and accessories

Overall Dimensions

142"W x 78"D

MODEL #	QTY	DESCRIPTION	DIMENSIONS	LIST
PL169NTT	2	Reception Desk Shell without Counter	71"W x 30/36"D x 42"H	\$980.00 ea.
PL169TT	2	Transaction Top for PL169NTT		\$212.00 ea.
PL169RISER	2	Brushed Aluminum Counter Risers (7 per set)		\$129.00 ea.
PL180	2	Reversible Reception Return Shell	42"W x 24"D x 42"H	\$519.00 ea.
PL107	2	Pedestal Box/File 3/4 Hanging with Lock 22"D		\$491.00 ea.
PL1066	2	Storage Shelves	16"W x 22"D	\$338.00 ea.



Newport Gray



▲ **Bullet "U" Workstation**
List \$7,127

Excludes seating and accessories

Overall Dimensions
95"W x 101"D

MODEL #	DESCRIPTION	DIMENSIONS	LIST
PL133L	Left/Right Porkchop Bullet Desk with Modesty Panel		\$1,133.00
PL133LEG	Leg for Bullet Desk		\$255.00
PL193	Bridge Shell	35"W x 24"D x 29"H	\$289.00
PL143	Credenza Shell	71"W x 24/36"D	\$609.00
PL114	Combo Lateral File	31"W x 22"D	\$1,383.00
PL144OH	71"W Open Hutch	71"W x 15"D x 36"H	\$873.00
PL207	Wardrobe/Storage Cabinet	24"W x 24"D x 66"H	\$2,585.00

*Optional Tackboard
PL118DGRY
List \$279

▶ **Bullet "L" Workstation**
List \$2,179
Overall Dimensions
71"W x 66"D



MODEL #	DESCRIPTION	DIMENSIONS	LIST
PL147	Bullet Desk	66"W x 30"D	\$598.00
PL4706FMP	Full Modesty Panel		\$276.00
PL133LEG	Leg for Bullet Desk		\$255.00
PL179	Reversible Return Shell	30"W x 24"D x 29"H	\$339.00
PL166	Pedestal Box/Box/File with Lock 22"D Open Top		\$711.00



▲ **Bullet "L" Workstation**
List \$1,793

Excludes seating and accessories

Overall Dimensions
66"W x 60"D

MODEL #	DESCRIPTION	DIMENSIONS	LIST
PL131	Bullet Desk	66"W x 30"D	\$488.00
PL131/147LEG	Bullet Desk PL131/147 Post Leg Nickel Silver		\$255.00
PL179	Reversible Return Shell	30"W x 24"D x 29"H	\$339.00
PL166	Pedestal Box/Box/File with Lock 22"D Open Top		\$711.00

Espresso

▼ **“L”**

Workstation

List ~~\$3,791~~

Excludes keyboard and accessories

Overall Dimensions
71"D x 71"W



▼ **Bowfront “U”**

Workstation

List ~~\$6,468~~

Excludes seating and accessories

Overall Dimensions
107"W x 71"D



MODEL #	QTY	DESCRIPTION	DIMENSIONS	LIST	MODEL #	QTY	DESCRIPTION	DIMENSIONS	LIST
PL182L	1	Credenza Shell w Corner Extension	71"W x 24/36"D	\$829.00 ea.	PL177L	1	Bow Front Desk Shell with L/R Extension	71"W x 30/36/42/48"D	\$1,212.00 ea.
PL192	1	Reversible Return Shell	35"W x 24"D x 29"H	\$349.00 ea.	PL193	1	Bridge Shell	35"W x 24"D x 29"H	\$289.00 ea.
PL166	1	Pedestal Box/Box/File with Lock 22"D Open Top		\$711.00 ea.	PL143	1	Credenza Shell	71"W x 24"/36"D	\$609.00 ea.
PL144OH	1	71"W Open Hutch	71"W x 15"D x 36"H	\$873.00 ea.	PL166	1	Pedestal Box/Box/File with Lock 22"D Open Top		\$711.00 ea.
PL44SGD	2	Silver Frame Glass Door Kit for PL144OH (2 doors per kit)		\$369.00 ea.	PL144OH	1	71"W Open Hutch	71"W x 15"D x 36"H	\$873.00 ea.
PL118DGY	1	Tackboard for PL144OH Dark Grey		\$291.00 ea.	PL44SGD	2	Silver Frame Glass Door Kit for PL144OH (2 Doors Per Kit)		\$369.00 ea.
					PL112	1	2 Drawer Lateral File with Lock	35.5"W x 22"D x 29"H	\$1,299.00 ea.
					PL118DGY	1	Tackboard for PL144OH Dark Grey		\$291.00 ea.
					PLEDBUDTL48	1	Task Light	48"W	\$239.00 ea.
					EZ0036	1	21" Slide-Out Keyboard with Adjustable Mouse Tray		\$207.00 ea.



▲ **Bowfront “L”**

Workstation

List ~~\$3,821~~

Excludes seating and accessories

Overall Dimensions
71"W x 96"D

MODEL #	DESCRIPTION	DIMENSIONS	LIST
PL177R	Bowfront Desk Shell with L/R Extension	71"W x 30/36/42/48"D	\$1,212.00
PL145	Reversible Return Shell	48"W x 24"D x 29"H	\$515.00
PL166	Pedestal Box/Box/File with Lock 22"D Open Top		\$711.00
PL114	Combo Lateral File	31"W x 22"D	\$1,383.00

Espresso



▲ **“U” Workstation with “Q” Top Desk**

List ~~\$7,346~~

Excludes seating and accessories

Overall Dimensions
95"W x 108"D

MODEL #	DESCRIPTION	DIMENSIONS	LIST
PL106	Q-Top Desk	71"W x 30/36"D x 29"H	\$582.00
PL133LEG	Post Leg for PL133L/R Bullet Desk		\$255.00
PL170	Bridge Shell	48"W x 24"D x 29"H	\$399.00
PL143	Credenza Shell	71"W x 24"D x 29"H	\$609.00
PL114	Box/Box/File Lateral Combo Personal File	31"W x 22"D x 29"H	\$1,383.00
PL144OH	71"W Open Hutch	71"W x 15"D x 36"H	\$873.00
PL44SGD	Silver Frame Glass Door Kit for PL144OH (2 Doors Per Kit)		\$369.00
PL118DGY	Tackboard for PL144OH Dark Grey		\$291.00
PL207	Storage Wardrobe Cabinet	66.5"H x 23.25"D x 24"W	\$2,585.00

▶ **Bullet “U” Workstation**

List ~~\$2,920~~

Excludes seating and accessories

Overall Dimensions
71"W x 108"D



MODEL #	DESCRIPTION	DIMENSIONS	LIST
PL147	Bullet Desk	71"W x 36"D	\$598.00
PL131/147LEG	Bullet Desk PL131/147 Post Leg		\$255.00
PL170	Bridge Shell	48"Wx 24"Dx 29"H	\$399.00
PL143	Credenza Shell	71"W x 24"D x 29"H	\$609.00
PL166	Pedestal Box/Box/File with Lock 22"D Open Top		\$711.00
PLTAP1566S	Acrylic Divider Panel	66"W x 15"H	\$279.00
PLTSDTM	Panel Mounting Brackets (sold in pairs)		\$69.00



▲ **“L” Workstation**

List ~~\$2,786~~

Excludes seating and accessories

Overall Dimensions
66"W x 66"D

MODEL #	DESCRIPTION	DIMENSIONS	LIST
PL181R	Credenza Shell w Corner Extension	66"W x 24/36"D	\$799.00
PL179	Reversible Return Shell	30"W x 24"D x 29"H	\$339.00
PL166	Pedestal Box/Box/File with Lock 22"D Open Top		\$711.00
PL140OH	66"W Open Hutch	66"W x 15"D x 36"H	\$858.00
PL40LD	Laminate Door Kit for PL140OH (2 Doors Per Kit)		\$79.00

Cherry



Double Bullet "U" ▶

Workstation

List ~~\$7,448~~

Excludes seating and accessories

Overall Dimensions

168"W x 71"D

MODEL #	QTY	DESCRIPTION	DIMENSIONS	LIST
PL133R	2	Bullet Desk with Corner Extension & Modesty Panel	71"W x 30/42"D	\$1,133.00 ea.
PL133LEG	2	Post Leg for PL133L/R Bullet Desk		\$255.00 ea.
PL196	2	Reversable Return Shell	42"W x 24"D x 29"H	\$469.00 ea.
PL166	2	Pedestal Box/Box/File with Lock 22"D Open Top		\$711.00 ea.
PL208OH	4	Wall Mount Storage Unit	35.5"W x 15"D x 17"H	\$499.00 ea.
PL44LD	4	Laminate Door Kit for PL208OH (2 Doors Per Kit)		\$79.00 ea.



◀ Bowfront "U" Workstation

List ~~\$4,604~~

Excludes seating and accessories

Overall Dimensions

112"W x 71"D

MODEL #	DESCRIPTION	DIMENSIONS	LIST
PL189	Bow Front Desk Shell Full Modesty Panel	71"W x 36/41"D	\$973.00
PL193	Bridge Shell	35"W x 24"D x 29"H	\$289.00
PL182R	Credenza Shell with L/R Extension	71"W x 24/36"D x 29"H	\$829.00
PL166	Pedestal Box/Box/File with Lock 22"D Open Top		\$711.00
PL144OH	71"W Open Hutch	71"W x 15"D x 36"H	\$873.00
PL44SGD	Silver Frame Glass Door Kit for PL144OH (2 Doors Per Kit)		\$369.00
PL118VIS	69" Tackboard for PL144 Hutch Visconti		\$353.00
EZ0036	21" Slide-Out Keyboard with Adjustable Mouse Tray		\$207.00



▲ Bowfront Desk with Wall Unit

List ~~\$9,485~~

Excludes seating and accessories

No pedestal under desk

Overall Dimensions

for Wall Unit

106.5"W x 23.75"D

MODEL #	QTY	DESCRIPTION	DIMENSIONS	LIST
PL189	1	Bow Front Desk Shell Full Modesty Panel	71"W x 36/41"D	\$973.00 ea.
PL113	2	Storage Cabinets	35.5"W x 22"D	\$748.00 ea.
PL110	1	Surface Top	71"W x 24"D	\$332.00 ea.
PL113SGD	2	Silver Glazed Doors for PL113 (2 doors per set)		\$474.00 ea.
PL144OH	1	71"W Open Hutch	71"W x 15"D x 36"H	\$873.00 ea.
PL44SGD	2	Silver Frame Glass Door Kit for PL144OH (2 Doors Per Kit)		\$369.00 ea.
PL118DGY	1	Tackboard for PL144OH Dark Grey		\$291.00 ea.
PL150	2	Personal Storage Unit	18"W x 24"D x 66"H	\$1,423.00 ea.
PL150/151SGD	2	Silver Glazed Doors	18"W x 66"H	\$494.00 ea.

Cherry



▲ "L" Reception Station with Transaction Counter
List \$5,677

Excluding accessories

Overall Dimensions
84"W x 90"D x 42"H

MODEL #	QTY	DESCRIPTION	DIMENSIONS	LIST
PL175	1	Pedestal File/File with Lock 22"D Open Top		\$700.00 ea.
PL166	1	Pedestal Box/Box/File with Lock 22"D Open Top		\$711.00 ea.
PL163	1	Corner Desk Shell	36"W x 36"D	\$941.00 ea.
PL145	2	Reversible Return Shell	48"W x 24"D x 29"H	\$515.00 ea.
PBTR48	1	48"W Rectangular Transaction Top 12"		\$259.00 ea.
PBTR36	1	36"W Rectangular Transaction Top 12"		\$199.00 ea.
PBP12	8	12" Post for Borders Black or Silver (8)		\$99.00 ea.
PB21248ACR	2	48" Acrylic Panel Black or Silver Frame	46"W x 12"H	\$269.00 ea.
PB21236ACR	2	36" Acrylic Panel Black or Silver Frame	36"W x 12"H	\$189.00 ea.
PB21224ACR	1	24" Acrylic Panel Black or Silver Frame	36"W x 12"H	\$129.00 ea.

▼ "L" Workstation with Full Pedestals
List \$2,685

Overall Dimensions
71"W x 84"D



MODEL #	DESCRIPTION	DIMENSIONS	LIST
PL101	Desk Shell Full Modesty	71"W x 36"D x 29"H	\$759.00
PL145	Reversible Return Shell	48"W x 24"D x 29"H	\$515.00
PL166	Pedestal Box/Box/File with Lock 22"D Open Top		\$711.00
PL175	FF Pedestal with Lock	16"W x 22"D	\$700.00

◀ "L" Workstation with Hutch
List \$3,208

Overall Dimensions
71"W x 84"D



MODEL #	QTY	DESCRIPTION	DIMENSIONS	LIST
PL101	1	Desk Shell Full Modesty	71"W x 36"D x 29"H	\$759.00 ea.
PL145	1	Reversible Return Shell	48"Wx24"Dx29"H	\$515.00 ea.
PL107	1	Hanging Pedestal Box/File with Lock 22"D		\$491.00 ea.
PL144OH	1	71"W Open Hutch	71"W x 15"D x 36"H	\$873.00 ea.
PL44LD		Laminate Door Kit for PL144OH (2 Doors Per Kit)		\$79.00 ea.

Mahogany



◀ **“L” Workstation with Hanging Pedestals**
List \$2,245

Overall Dimensions
71"W x 78"D

MODEL #	QTY	DESCRIPTION	DIMENSIONS	LIST
PL105	1	Desk Shell Full Modesty 71"Wx30"Dx29"H	71"W x 30"D x 29"H	\$748.00
PL145	1	Reversable Return Shell	48"W x 24"D x 29"H	\$515.00
PL107	2	Pedestal Box/File 3/4 Hanging with Lock 22"D		\$491.00 ea.

“U” Workstation with Bookcases ▶
List \$5,311

Excluding accessories

Overall Dimensions
95"W x 108"D

MODEL #	QTY	DESCRIPTION	DIMENSIONS	LIST
PL177R	1	Bow Front Desk Shell with L/R Extension	71"W x 30/36/42/48"D	\$1,212.00
PL143	1	Credenza Shell	71"W X 24"D x 29"H	\$609.00
PL170	1	Bridge Shell	35"W x 24"D	\$399.00
PL193	1	Pedestal Box/Box/File with Lock 22"D Open Top		\$711.00
PL144OH	1	71"W Open Hutch	71"W x 15"D x 36"H	\$873.00
PL160	1	Corner Bookcase	24"W x 24"D x 29"H	\$768.00
PL161	1	Corner Bookcase	15"W x 15"D x 29"H	\$558.00
PL118DGY	1	Tack Board	69"W	\$291.00



▲ **Bowfront “U” Workstation**
List \$4,746

Excludes seating and accessories

Overall Dimensions
71"W x 108"D

MODEL #	DESCRIPTION	DIMENSIONS	LIST
PL177R	Bow Front Desk Shell with L/R Extension	71"W x 30/36/42/48"D	\$1,212.00
PL188	Bridge Shell	30"W x 24"D x 29"H	\$279.00
PL182L	Credenza Shell with L/R Extension	71"W x 24"/36"D x 29"H	\$829.00
PL166	Pedestal Box/Box/File with Lock 22"D Open Top		\$711.00
PL144OH	71"W Open Hutch	71"W x 15"D x 36"H	\$873.00
PL44SGD	Silver Frame Glass Door Kit for PL144OH (2 Doors Per Kit)		\$369.00
GBM1769	Magnetic Glass White Board	69"W x 17"H	\$463.00

*Optional Task Light
PLEDBUTL48
List \$239

Mahogany



Quad "U" Workstation

List ~~\$11,216~~

Excludes seating and accessories

Overall Dimensions
216"W x 142"D

MODEL #	QTY	DESCRIPTION	DIMENSIONS	LIST
PL178	4	Bow Front Desk Shell with L/R Extension	71"W x 30/42"D	\$1,212.00 ea.
PL170	4	Bridge Shell	48"W x 24"D x 29"H	\$399.00 ea.
PL147	2	Bullet Desk	66"W x 30"D	\$598.00 ea.
PL131/147LEG	2	Bullet Desk PL131/147 Post Leg		\$255.00 ea.
PL166	4	Pedestal Box/Box/File with Lock 22"D Open Top (2)		\$711.00 ea.
PLT72MS	2	72" Stiffener Bars		\$73.00 ea.
PLTFB	4	Flat Bracket		\$19.00 ea.



"L" Workstation

List ~~\$3,779~~

Excludes seating and accessories

Overall Dimensions
71"W x 71"D

MODEL #	QTY	DESCRIPTION	DIMENSIONS	LIST
PL182R	1	Credenza Shell w Corner Extension	71"W x 24/36"D	\$829.00 ea.
PL192	1	Reversible Return Shell	35"W x 24"D x 29"H	\$349.00 ea.
PL166	1	Pedestal Box/Box/File with Lock 22"D Open Top		\$711.00 ea.
PL144OH	1	71"W Open Hutch	71"W x 15"D x 36"H	\$873.00 ea.
PL44RAILS	1	Sliding Door Track		\$166.00 ea.
PL44SLIDE	2	Sliding Silver Framed Glass Door Kit for PL144OH (2 Doors Per Kit)		\$280.00 ea.
PL118DGY	1	Tackboard for PL144OH Dark Grey		\$291.00 ea.

Modern Walnut



◀ **“L” Workstation with Hutch**
List \$3,300

Overall Dimensions
66"W x 65"D

MODEL #	DESCRIPTION	DIMENSIONS	LIST
PL102	Desk Shell Full Modesty	66"Wx30"Dx29"H	\$603.00
PL192	Reversible Return Shell	35"Wx24"Dx29"H	\$349.00
PL175	Pedestal File/File with Lock 22"D Open Top		\$700.00
PL166	Pedestal Box/Box/File with Lock 22"D Open Top		\$711.00
PL140H	66"W Open Hutch	66"W x 15"D x 36"H	\$858.00
PL40LD	Laminate Door Kit for PL140H (2 Doors Per Kit)		\$79.00

Bowfront “U” Workstation with Bookcases ▶
List \$6,799

Excludes seating and accessories

Overall Dimensions
95"W x 107"D

MODEL #	QTY	DESCRIPTION	DIMENSIONS	LIST
PL477R	1	Step Front Bow Front Desk with Modesty Panel	71"W x 30/42/48"D	\$928.00 ea.
PL143	1	Credenza Shell	71"W x 24"D x 71"W	\$609.00 ea.
PL46842	1	False Pedestal	15.75"W x 41.5"D x 28.5H	\$523.00 ea.
PL46830	1	False Pedestal	15.75"W x 29.5"D x 28.5"H	\$449.00 ea.
PL193	1	Bridge Shell	35"W x 24"D x 29"H	\$289.00 ea.
PL166	1	Pedestal Box/Box/File with Lock 22"D Open Top		\$711.00 ea.
PL144OH	1	71"W Open Hutch	71"W x 15"D x 36"H	\$873.00 ea.
PL44SGD	2	Silver Frame Glass Door Kit for PL144OH (2 Doors Per Kit)		\$369.00 ea.
PL118VIS	1	69" Tackboard for PL144 Hutch Visconti		\$353.00 ea.
PL160	1	Corner Bookcase	24"W x 24"D x 29"H	\$768.00 ea.
PL161	1	Corner Bookcase	15"W x 15"D x 29"H	\$558.00 ea.



◀ **Bullet“L” Workstation with Storage Unit**
List \$7,708

Excludes seating and accessories

Overall Dimensions
125.5"W x 71"D

MODEL #	QTY	DESCRIPTION	DIMENSIONS	LIST
PL133R	1	Left/Right Porkchop Bullet Desk with Modesty Panel		\$1,133.00 ea.
PL133LEG	1	Post Leg for PL133L/R Bullet Desk Nickel Silver		\$255.00 ea.
PL145	1	Reversible Return Shell	48"W x 24"D x 29"H	\$515.00 ea.
PL1007	1	Mobile Box/File Laminated Pedestal	16"W x 22.5"D x 22.5H	\$754.00 ea.
PL208OH	2	35.5"W Open Wall-mount Hutch	35.5"W x 15"D x 17"H	\$499.00 ea.
PL44SGD	2	Silver Frame Glass Door Kit for PL144OH		\$369.00 ea.
PL151	1	Storage Cabinet 3 Adj. Shelves and Locking Doors	36"W x 24"D x 66"H	\$1,856.00 ea.
PL150/151SGD	2	Silver Frame Glass Door Kit		\$494.00 ea.
GBM3648	1	Magnetic Glass Dry Erase White Board		\$471.00 ea.



Modern Walnut



▲ **“U” Workstation with Storage Space**

List ~~\$7,660~~

Excludes seating and accessories

Overall Dimensions
106.5"W x 113"D

MODEL #	DESCRIPTION	DIMENSIONS	LIST
PL189	Bow Front Desk Shell Full Modesty Panel	71"W x 36/41"D	\$973.00
PL170	Bridge Shell	48"W x 24"D x 29"H	\$399.00
PL143	Credenza Shell	71"W x 24"D x 29"H	\$609.00
PL166	Pedestal Box/Box/File with Lock 22"D Open Top		\$711.00
PL144OH	71"W Open Hutch	71"W x 15"D x 36"H	\$873.00
PL112	2 Drawer Lateral File	35.5"W	\$1,299.00
PL44SGD	Silver Frame Glass Door Kit for PL144OH (2 Doors Per Kit)		\$369.00
GBM1769	Magnetic Glass White Board	69"W x 17"H	\$463.00
PL152	Storage Cabinet	35.5"W x 22"D x 27.25"H	\$1,125.00
PL152SGD	Silver Glazed Doors		\$839.00

▶ **Double Reception Workstation with White Counter Tops**

List ~~\$5,338~~

Excludes seating and accessories

Overall Dimensions
142"W x 78"D



MODEL #	QTY	DESCRIPTION	DIMENSIONS	LIST
PL169NTT	2	Reception Desk Shell without Transaction Top	71"W x 30/36"D x 42"H	\$980.00 ea.
PL169TT	2	Transaction Top for PL169NTT		\$212.00 ea.
PL169RISER	2	Brushed Aluminum Transaction Top Risers (7 per set)		\$129.00 ea.
PL180	2	Reception Return Shell Fits L or R 1 Grommet	42"W x 24"D x 42"H	\$519.00 ea.
PL107	2	Pedestal Box/File 3/4 Hanging with Lock 22"D		\$491.00 ea.
PL1066	2	Storage Shelves	16"W x 22"D	\$338.00 ea.

White



▲ Double Reception Workstation
List \$7,570

Excludes seating and accessories

MODEL #	QTY	DESCRIPTION	DIMENSIONS	LIST
PL169NTT	2	Reception Desk Shell without Transaction Top	71"W x 30/36"D x 42"H	\$980.00 ea.
PL169TT	2	Transaction Top for PL169NTT	71"W x 19 3/8"D	\$212.00 ea.
PL169RISER	2	Optional Brushed Metal Risers for Transaction Top PL169TT		\$129.00 ea.
PL152	4	Storage cabinet 2 adj locking doors	36"W x 22"D x 36"H	\$1,125.00 ea.
PLT30R	1	30" Round Table Top		\$199.00 ea.
PLTLEGV417	1	V-Leg for Round Tops Available in Black or Silver	17" High	\$229.00 ea.

Pedestals for workstations are optional.



MODEL #	DESCRIPTION	DIMENSIONS	LIST
A. PL112/PL152/PL152SGD	Lateral File/Storage Cabinet Unit	35.5"W x 22"D x 66.25"H	\$3,263.00
B. PL112	Lateral File	35.5"W x 22"D x 29"H	\$1,299.00
C. PL152	Storage Cabinet	35.5"W x 22"D x 37.25"H	\$1,125.00
D. PL113	Storage Cabinet	35.5"W x 22"D x 29"H	\$748.00

◀ Reception Workstation
List \$4,698

Excludes seating and accessories

Overall Dimensions

71"W x 78"D

MODEL #	QTY	DESCRIPTION	DIMENSIONS	LIST
PL169NTT	1	Reception Desk Shell without Transaction Top	71"Wx 30/36"D x 42"H	\$980.00 ea.
PL169TT	1	Transaction Top for PL169NTT	71"W x 19 3/8"D	\$212.00 ea.
PL169RISER	1	Optional Brushed Metal Risers for Transaction Top PL169TT		\$129.00 ea.
PL180	1	Reception Return Shell Fits L or R 1 Grommet	42"W x 24"D x 42"H	\$519.00 ea.
PL1007	2	Mobile Box/File Laminate Pedestal	16"W x 22.5"D	\$754.00 ea.
PLCUSH1623	2	Cushion for PL1007	16"Wx23"D"	\$219.00 ea.
PLT30R	1	30" Round Table Top		\$199.00 ea.
PLTRBBASE23	1	Brushed Steel Base	29" H	\$551.00 ea.
PLTRBPOST19	1	Post for Round Table Base Brushed	19"H	\$162.00 ea.



white



▲ **Bow Top “U” Workstation**

List ~~\$3,962~~

Excludes seating and accessories

Overall Dimensions
66"W x 114"D

MODEL #	DESCRIPTION	DIMENSIONS	LIST
PL187	Bow Front Desk Shell Full Modesty Panel	66"W x 36/41"D	\$869.00
PL181R	Credenza Shell	66"W x 24/36"D	\$799.00
PL197	Bridge Shell	42"Wx24"D x 29"H	\$380.00
PL1400H	66"W Open Hutch	66"W x 15"D x 36"H	\$858.00
PL166	Pedestal Box/Box/File with Lock 22"D Open Top		\$711.00
PL40LD	Laminate Door Kit for PL1400H (2 Doors Per Kit)		\$79.00
PL117DGY	Tackboard	64"W x 17"H	\$266.00

▶ **“L” Workstation**
List ~~\$1,985~~

Overall Dimensions
71"W x 84"D



MODEL #	DESCRIPTION	DIMENSIONS	LIST
PL101	Desk Shell Full Modesty	71"W x 36"D x 29"H	\$759.00
PL145	Return Shell Use L or R	48"W x 24"D x 29"H	\$515.00
PL166	Pedestal Box/Box/File with Lock 22"D Open Top		\$711.00



◀ **“L” Workstation with Full Pedestals and Hutch**
List ~~\$3,377~~

Overall Dimensions
71"W x 84"D

MODEL #	QTY	DESCRIPTION	DIMENSIONS	LIST
PL182R	1	Credenza Shell	72"W x 24/36"D	\$829.00 ea.
PL145	1	Return Shell Use L or R	48"W x 24"D x 29"H	\$515.00 ea.
PL166	1	Pedestal Box/Box/File with Lock 22"D Open Top	48"W x 24"D x 29"H	\$711.00 ea.
PL144OH	1	71"W Open Hutch	71"W x 15"D x 36"H	\$873.00 ea.
PL44LD	2	Laminate Door Kit for PL144OH (2 Doors Per Kit)		\$79.00 ea.
PL118DGY	1	Dark Gray Tackboard	69"W x 17"H	\$291.00 ea.

Aspen



"L" Workstation with Wall Unit
List \$5,748-

Excludes seating and accessories

Overall Dimensions for Wall Unit
95"W x 84"D

MODEL #	DESCRIPTION	DIMENSIONS	LIST
PL182R	Credenza Shell	72"W x 24/36"D	\$829.00
PL197	Bridge Shell	42"W x 24"D x 29"H	\$380.00
PL166	Pedestal Box/Box/File with Lock 22"D Open Top		\$711.00
PL144OH	71"W Open Hutch	72"W x 15"D x 36"H	\$873.00
PL44LD	Laminate Door Kit for PL144OH 2 Doors Per Kit		\$79.00
PL207	Combo Storage Unit	24"W x 23.5"D x 65"H	\$2,585.00
PL118DGY	Tackboard for PL144OH Dark Grey		\$291.00

Bowfront "U" Unit with Hutch
List \$8,058-

Excludes seating and accessories

Overall Dimensions for Wall Unit
119"W x 106.5"D



MODEL #	QTY	DESCRIPTION	DIMENSIONS	LIST
PL189	1	Bow Front Desk Shell Full Modesty Panel	71"W x 36/41"D	\$973.00
PL197	1	Bridge Shell	42"W x 24"D x 29"H	\$380.00
PL182R	1	Credenza Shell w Corner Extension	71"W x 24/36"D	\$829.00
PL166	1	Pedestal Box/Box/File with Lock 22"D Open Top		\$711.00
PL144OH	1	71"W Open Hutch	71"W x 15"D x 36"H	\$873.00
PL112	1	Laminate Lateral File	35.5"W	\$1,299.00
PL152SGD	2	Silver Framed Glass Doors for PL152		\$833.00
PL44SGD	1	Silver Frame Glass Door Kit for PL144OH 2 Doors Per Kit		\$369.00
PL118DGY	1	Tackboard for PL144OH Dark Grey		\$291.00
PL152	1	Storage Cabinet	35.5"W	\$1,125.00

Dual Adjustable WorkStation
List \$10,680-

Excludes seating and accessories

Overall Dimensions for Wall Unit
142"W x 96"D



MODEL #	QTY	DESCRIPTION	DIMENSIONS	LIST
PL143	2	Credenza Shell	71"W x 24"D	\$609.00 ea.
PL114	2	Combo Lateral File	31"W x 22"D	\$1,383.00 ea.
PLT2472	2	Worksurface Table Top	72"W x 24"D x 1"H	\$399.00 ea.
PL144OH	2	71"W Open Hutch	71"W x 15"D x 36"H	\$873.00 ea.
PL44LD	2	Laminate Door Kit for PL144OH (2 Doors Per Kit)		\$79.00 ea.
WS323IB	2	3 Stage Electrical Height Adj. Base for 48"-78"W Tops		\$1,499.00 ea.
GBM1769	2	Magnetic Glass White Board	69"W x 17"H	\$463.00 ea.



Reception Stations

Now more versatile, these reception stations can have optional overlay, glass, rectangular or bow transaction tops.



Dark Gray

White

Reversible Reception Overlay PL169DELTT List ~~\$872~~

Three storage compartments; Finishes come in White and Dark Gray

Overall Dimensions
59"W x 12"D x 27.5" H

Note: Reception Desk Shell does not require Transaction Top. Additionally, when purchasing an Optional Transaction top, Metal Counter Risers are not required.

Reception Desk Shell with Reversible Reception Overlay List ~~\$3,082~~

Overall Dimensions
73.5"W x 72.5"D x 42.5"H



MODEL #	DESCRIPTION	DIMENSIONS	LIST
PL169DELTT	Reversible Reception Overlay	59"W x 12"D x 27.5" H	\$872.00
PL169NTT	Reception Desk Shell without Transaction Top	71"W x 30/36"D x 42"H	\$980.00
PL180	Reception Return Shell Fits L or R 1 Grommet	42"W x 24"D x 42"H	\$519.00
PL166	Pedestal Box/Box/File with Lock 22"D Open Top		\$711.00

Reception



Quad Workstations

List \$9,924

Excludes seating and accessories

Overall Dimensions

142"W x 142"D x 41"H

MODEL #	QTY	DESCRIPTION	DIMENSIONS	LIST
PL169NTT	4	Reception Desk Shell without Transaction Top	71"W x 30/36"D x 42"H	\$980.00 ea.
PL180	4	Reception Return Shell Fits L or R 1 Grommet	42"W x 24"D x 42"H	\$519.00 ea.
PL107	8	Pedestal Box/File 3/4 Hanging with Lock 22"D		\$491.00 ea.



Reversible Reception Desk Shell

PL169NTT

List \$980

Excludes Seating and Accessories

Overall Dimensions

71"W x 30/36"D x 42"H



Optional Risers

PL169RISERBRU

List \$119 per set

Brushed Aluminum Counter Risers (7 per set)




Reception Desk Shell with Optional Transaction Top

List \$2,303

Excludes seating and accessories

Overall Dimensions

71"W x 36"D x 43"H



PL169TT

PL169TTGLASS/WHT

Comes with brushed aluminum risers

PBTR71

MODEL #	QTY	DESCRIPTION	DIMENSIONS	LIST
PL169NTT	1	Reception Desk Shell without Transaction Top	71"W x 30/36"D x 42"H	\$980.00 ea.
PL169TT	1	Transaction Top for PL169NTT		\$212.00 ea.
PL169RISER	1	Optional Brushed Metal Risers for Transaction Top		\$129.00 ea.
PL107	2	Pedestal Box/File 3/4 Hanging with Lock 22"D		\$491.00 ea.

Desks:

Desk Shells

		LIST
PL104	48"W x 24"D	-\$509.00
PL121	48"W x 30"D	-\$551.00
PL103	60"W x 30"D	-\$557.00
PL102	66"W x 30"D	-\$603.00
PL101	71"W x 36"D	-\$759.00
PL105	71"W x 30"D	-\$748.00



Bowfront Desk Shells

		LIST
PL187	66"W x 30/36"D	-\$869.00
PL189	71"W x 36/41"D	-\$973.00



Bowfront Desk with Corner Extension

		LIST
PL177L/R	71"W x 30/36/42/48"D	-\$1,212.00

(Right Shown)



Desk Shell with Corner Extension

		LIST
PL178L/R	71"W x 30/42"D	-\$1,212.00

(Left Shown)



Credenza Shells

		LIST
PL129	60"W x 24"D	-\$561.00
PL111	66"W x 24"D	-\$578.00
PL143	71"W x 24"D	-\$609.00
PL142	1/2 Leg/12"D	-\$99.00

(PL142 attaches to Credenza Shell for extra support on larger applications)



Credenzas with Corner Extension

		LIST
PL181L/R	66"W x 24/36"D	-\$799.00
PL182L/R	71"W x 24/36"D	-\$829.00

(Left Shown)



Corner Desk Shells

		LIST
PL134	42"W x 24"D	-\$800.00
PL163**	36"W x 24"D	-\$941.00

**Hutch not available for PL163



Bridges

		LIST
PL195	24"W x 24"D	-\$229.00
PL188	30"W x 24"D	-\$279.00
PL193	35"W x 24"D	-\$289.00
PL197	42"W x 24"D	-\$380.00
PL170	48"W x 24"D	-\$399.00



Returns – Reversible

		LIST
PL194 No Grommet	24"W x 24"D	-\$319.00
PL179 No Grommet	30"W x 24"D x 29"H	-\$339.00
PL192	35"W x 24"D	-\$349.00
PL196	42"W x 24"D	-\$469.00
PL145	48"W x 24"D	-\$515.00
PL198**	35"W x 20"D	-\$349.00
PL146**	42"W x 20"D	-\$499.00

**Uses PL108 Pedestal



Bullet Desks and Q Tops

		LIST
PL131 Bullet Top	66"W x 30"D	-\$488.00
PL31FMP** Full modesty panel for PL131		-\$255.00
PL147 Bullet Top	71"W x 36"D	-\$598.00
PL106 Q-Top	72"W x 30/36"D	-\$582.00
PL4706FMP Full modesty panel for PL106 & PL147		-\$276.00

**Must use PL133LEG when using Full Modesty Panel Legs are sold separately



Bullet Desks with Corner Extension

		LIST
PL133L/R	71"W x 30/42"D	-\$1,133.00

(Left Shown)



Legs for Bullet Desks

		LIST
PL131/147LEGBLK	Black	-\$255.00
PL131/147LEGSIL	Silver	-\$255.00



Legs for PL133L/R Bullet Desk with Corner Extension*

		LIST
PL133LEGBLK	Black	-\$255.00
PL133LEGSIL	Silver	-\$255.00

*For use with Full Modesty Panels on a PL131, PL106, and PL133L/R



Handle Options

		LIST
PLPULLHLBLK*	Black standard on Cherry, Mahogany, Maple, and Aspen	-\$39.00
PLPULLHLNI*	Nickel standard on Espresso, Modern Walnut, Newport Gray, and White	-\$39.00
PLPULLA	Angle drawer pulls available in Black and Silver	-\$39.00
PLPULLCYL	Cylinder drawer pulls available in Black and Silver	-\$39.00
WSPULLRECTBL	Black Rectangular Pull	-\$39.00
WSPULLRECTSI	Silver Rectangular Pull	-\$39.00

*Optional on all other finishes.



EZ0036



Keyboards

See Accessories page 135 for all keyboard options and pricing.

Storage:

Hutch with 2 Doors

	LIST
PL125 48"W x 15"D x 36"H	-\$898.00



Open Hutches

	LIST
PL141OH 60"W x 15"D x 36"H	-\$858.00
PL140OH 66"W x 15"D x 36"H	-\$827.00
PL144OH 71"W x 15"D x 36"H	-\$873.00



Wall Mount Open Hutches

	LIST
PL2044OH* 71"W x 15"D x 17"H	-\$849.00
PL208OH* 35.5"W x 15"D x 17"H	-\$499.00



Open Hutch

	LIST
PL153* 35.5"W x 14"D x 36"H	-\$599.00



Divider for Open Hutch

	LIST
PL44CHD* For PL144OH, PL1044OH, PL2044OH	-\$141.00



Open Hutch Organizer

	LIST
PL122BLK 12"W x 12"D x 18.5"H	-\$307.00



Tackboards and dry erase marker boards:

Tackboard

Specify Gray or Visconti (VIS) LIST

PL116DGY	Fits PL125	-\$249.00
PL115DGY	Fits PL141OH	-\$249.00
PL117DGY	Fits PL140OH	-\$266.00
PL118DGY	Fits PL144OH	-\$291.00
PL116VIS	Fits PL125	-\$297.00
PL115VIS	Fits PL141OH	-\$311.00
PL117VIS	Fits PL140OH	-\$328.00
PL118VIS	Fits PL144OH	-\$353.00
GBM1769WHT	Magnetic Glass White Dry Erase Marker Boards 69"W x 17"H	-\$463.00
GBM3648WHT	Magnetic Glass White Dry Erase Marker Boards 48"W x 36"H	-\$471.00



Dark Gray Fabric



Visconti Fabric

*Items available in white

Door Kits:

Door Kits for PL208OH

	LIST
PL44LD 2 Laminate Doors	-\$79.00
PL44SGD 2 Silver Framed Glass Doors	-\$369.00



Silver Frame Glass Door Kits for Open Hutches (set of 2 doors) LIST

PL41SGD for PL141OH	-\$359.00
PL40SGD for PL140OH	-\$359.00
PL44SGD for PL144OH	-\$369.00



Laminate Door Kits for Open Hutches (set of 2 doors) LIST

PL41LD for PL141OH	-\$79.00
PL40LD for PL140OH	-\$79.00
PL44LD* for PL144OH	-\$85.00
PLCABLOCK Lock kit for hutch doors	-\$50.00



Sliding Door Kits for PL208OH

	LIST
PL08RAILSSI Sliding Door Track	-\$91.00
PL44SLIDESGD 2 Sliding Doors	-\$269.00



Sliding Doors Kits for Open Hutches: PL144OH, PL2044OH

	LIST
PL44RAILSSI Sliding Door Track	-\$166.00
PL44SLIDESGD 2 sliding doors	-\$280.00



LED Task

See Accessories page 138 for full details and pricing.



PLEDBUDTL24 / PLEDBUDTL48



PLEDDIMTL24MAGBLK / PLEDDIMTL36MAGBLK

Available Classic Finishes: *Not available on all items.



Pedestals:

BBF Pedestal with Lock

PL166*	16"W x 22"D x 28.5"H	\$711.00
--------	----------------------	---------------------




File/File Pedestals with Lock

PL175*	16"W x 22"D x 28.5"H	\$700.00
--------	----------------------	---------------------



Deluxe Top Panel for Pedestals

PL66T*	16"W x 22"D x 1"H Top Panel for PL166 & PL175 for Freestanding Use	\$99.00
--------	--	--------------------



Storage for PL166 and PL175

PL1066*	16"W x 22"D x 11.5"H Open Front Bookcase with (1) Adjustable Shelf	\$338.00
---------	--	---------------------



Hanging Pedestals-3/4

PL107	Box/File	16"W x 22"D	\$491.00
PL108**	Box/File	16"W x 19"D	\$491.00



** For 20"D Returns Only

Mobile Pedestals with Locks

PL148	Box/Box/File	16"W x 22"D x 28.5"H	\$928.00
PL149	File/File	16"W x 22"D x 28.5"H	\$970.00



* Casters do not lock

Bookcases:

Bookcases

PL154*	32"W x 14"D x 30"H	\$385.00
PL155*	32"W x 14"D x 48"H	\$508.00
PL156*	32"W x 14"D x 71"H	\$720.00
PL156SHELF*	Extra Shelf	\$93.00



Optional Door Kit for PL154, PL155, and PL156

PLBCDK*	Set of 2 doors with lock	32"W x 28"H	\$199.00
---------	--------------------------	-------------	---------------------



Corner Bookcases

PL160	32"W x 23.5"D x 30"H	\$768.00
PL161	15"W x 15"D x 36"H	\$558.00

PL161 can stack on top of the PL160



Wardrobe Storage Unit

PL207*	24"D x 24"W x 66"H	\$2,585.00
--------	--------------------	-----------------------

*Only stocked in Espresso, Modern Walnut, Newport Gray, Aspen and White.



*Items available in white

2- Drawer Lateral File with Removable Top

PL112*	35.5"W x 22"D x 29"H	\$1,299.00
--------	----------------------	-----------------------

PL110*	Letter or Legal Filing 71" Top that creates a single surface for the top of two 35.5"W Storage cabinets or Lateral Files	\$332.00
--------	---	---------------------



3- Drawer Lateral File

PL183	36"W x 22"D x 42"H	\$2,893.00
-------	--------------------	-----------------------



4- Drawer Lateral File

PL184	36"W x 22"D x 54"H	\$3,544.00
-------	--------------------	-----------------------



Combo Lateral File with Removable Top

PL114*	31"W x 22"D x 29"H Box/Box/File/Lateral	\$1,383.00
--------	--	-----------------------



Mobile Storage Cabinet, Locking

PL204	24"W x 24"D x 29"H 1 Adjustable Shelf	\$588.00
-------	--	---------------------



Personal Unit

PL150	23.75"W x 17.75"D x 65.5"H	1,423.00
-------	----------------------------	---------------------

Personal Unit with reversible door



Storage Cabinets

PL113*	35.5"W x 22"D x 29"H	\$748.00
PL152*	35.5"W x 22"D x 37.25"H	\$1,125.00
PL151	35.5"W x 22"D x 65.5"H	\$1,856.00
PL172	35.5"W x 22"D x 38"H	\$1,849.00



Aluminum Frame Glass Door Kits

PL113SGD	2 Doors for PL113	\$474.00
PL152SGD	2 Doors for PL152	\$839.00
PL150/151SGD	1 Door for PL150	\$494.00 ea.

*Order (2) Doors for PL151



(Shown right)
Combined Units:
PL166 combined with
PL1066 storage unit. See
pedestals and storage for
more information.



Step Front Series:

Bowfront Top with Laminate Modesty Panel

		LIST
PL489	71"W x 36"/41"D	\$746.00



Desk Tops with Laminate Modesty Panel

		LIST
PL401	71"W x 36"D	\$613.00



Step Front Series: False Pedestals

		LIST
PL46836	15.75"W x 36.5"D x 28.5"H (use with PL401 and PL489)	\$463.00



Acrylic Modesty Panel

		LIST
PL71SGM	40"W X 28"H	\$790.00

Fits on PL489, and PL401. Replaces supplied laminate panel.



*Step Front Series available in Espresso, Newport Gray, Aspen, and Modern Walnut only
*All Step Front desks require False Pedestals for support

Reception: Reception Desk Shell

		LIST
PL169NTT*	71"W x 30"D x 41"H	\$980.00



Transaction Tops

		LIST
PL169TT*	Curved 71"W x 19"D	\$212.00
PBTR71*	Rectangular 71"W x 12"D	\$329.00

Use with or without risers



Transaction Top Risers

		LIST
PL169RISERBRU	1"H	\$129.00

Brushed aluminum counter riser (7 per set)



Glass Transaction Top with Risers Included

		LIST
PL169TTGLASS/WHT	71"W x 17.75"D	\$779.00



Reception Return Shell—Reversible

		LIST
PL180*	42"W x 24"D x 41"H	\$519.00



Reversible Reception Overlay

		LIST
PL169DELTT*	59"W x 12"D x 27.5"H	\$872.00

Contains three storage compartments. Available in Dark Gray and White only.



*Items available in white

Miscellaneous:

Buffet Credenza

		LIST
PL172*	35.5"W X 22"D 38"H	\$1,849.00
PL110**	71"W x 22"D	\$332.00

**Creates a single surface for the tops of two 35.5"W cabinets

Core Kit—Lock Kit

		LIST
PLCOREKIT	Lock Core & Keys (no housing) (use if unit is locked)	\$39.00 ea.
PLLOCKKIT*	Lock Core and housing for a pedestal or lateral file (use if unit is unlocked)	\$39.00 ea.
PLMASTERKEY	Opens All Locks (use if unit is locked)	\$19.00 ea.



*Available in Black or Silver.

Optional Pulls

		LIST
PLPULLHLBLK	Large Black Pull	\$39.00 ea.
PLPULLHLNI	Large Silver Pull	\$39.00 ea.
PLPULLABLK	Black Angled Pull	\$39.00 ea.
PLPULLASIL	Silver Angled Pull	\$39.00 ea.
PLPULLCYLBLK	Black Cylinder Pull	\$39.00 ea.
PLPULLCYSIL	Silver Cylinder Pull	\$39.00 ea.
WSPULLRECTIBL	Black Rectangular Pull	\$39.00 ea.
WSPULLRECTISI	Silver Rectangular Pull	\$39.00 ea.



Black – standard on Aspen, Cherry, Mahogany, and Maple. Optional on all other finishes.

PLPULLHLBLK
List \$39

Nickel – standard on Espresso, Modern Walnut, Newport Gray and White. Optional on all other finishes.

PLPULLHLNI
List \$39

Rectangular Drawer Pull available in Black and Silver

WSPULLRECTBL
WSPULLRECTSI
List \$39



Angle Drawer Pull available in Black and Silver

PLPULLABLK
PLPULLASIL
List \$39

Cylinder Drawer Pull available in Black and Silver

PLPULLCYLBLK
PLPULLCYSIL
List \$39

Square Metal Grommets Optional

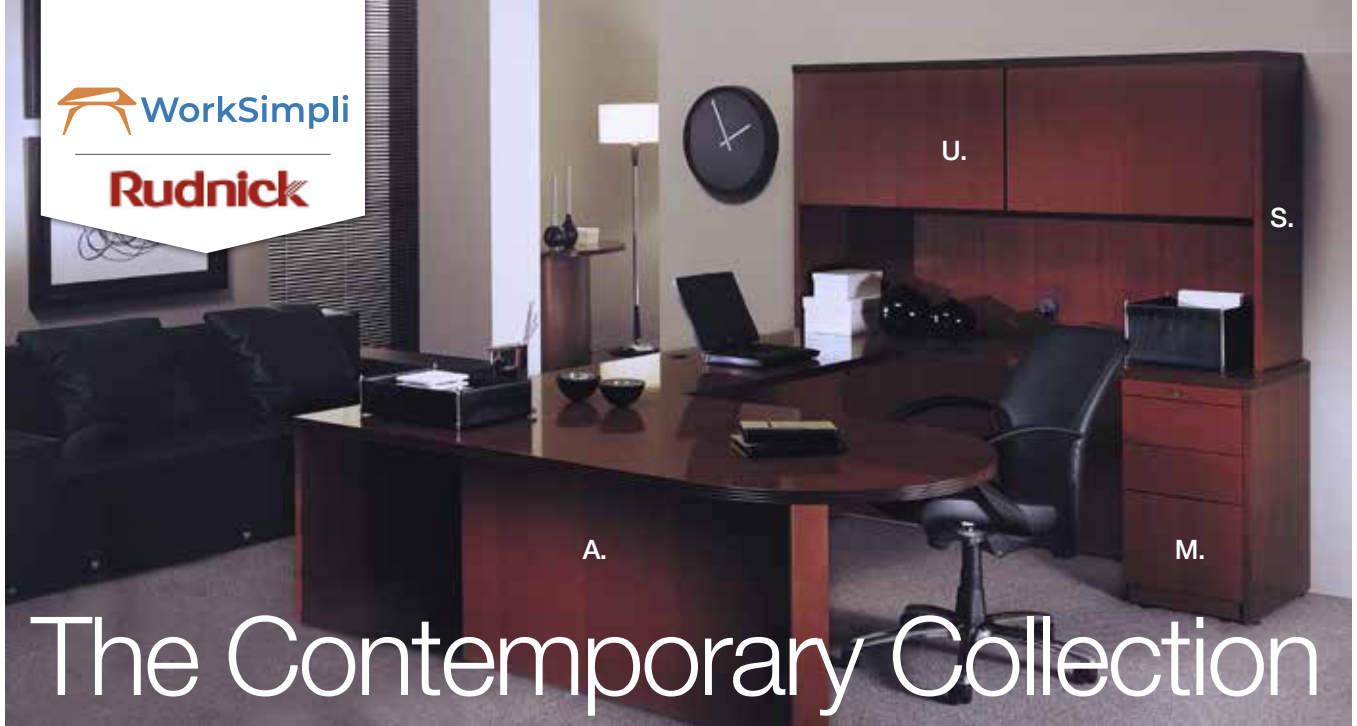
		LIST
PLSQGMBLK	Black	\$39.00 ea.
PLSQGMSIL	Brushed Metal	\$39.00 ea.



Plastic Round Grommets

		LIST
PLGROMMETBLK	Black	\$19.00 ea.
PLGROMMETSIL	Silver	\$19.00 ea.





The Contemporary Collection

The Contemporary Collection by Rudnick is high quality furniture perfect for any office setting. Rudnick is a Brazilian based manufacturer that offers beautiful high quality office furniture. All our products are beautifully created and provide maximum durability. The catalyzed varnish with UV cure provides the ultimate finish that assures color retention, clarity and chemical resistance.

Veneer Filing and Pedestals

Our filing and pedestal options have cored locks, are randomly keyed, and gang lock all the drawers in the pedestal.

MODEL #	DESCRIPTION	DIMENSIONS	LIST
L. SOALP82	File/File	15"W x 22"D x 27.75" H	\$1,039.00
M. SOALP83	Box/Box/File	15"W x 22"D x 27.75" H	\$1,089.00
N. SOALP76	Box/File	15"W x 18"D x 20"H	\$749.00
O. SOALP31	Credenza Lateral	36"W x 19"D x 27.75"H	\$2,049.00
P. SOPOLEPULL	9" Pole Pull		\$47.00
Q. SOPULLBLK	Black Pull		\$42.00
R. SOPULLNKL	Nickle Pull		\$42.00



Finish Available:

Royal Mahogany

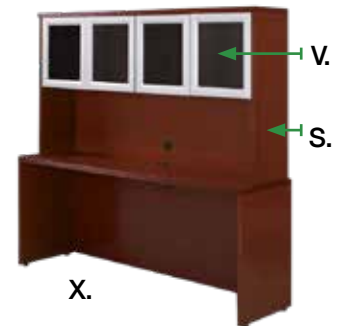
Veneer Desks, Returns & Bridges



A variety of desk models allows you to express your own personal style. Available in Royal Mahogany with a Diamond Reeded Edge Profile.

MODEL #	DESCRIPTION	DIMENSIONS	LIST
A. SOALP49	Bullet Desk with Wooden Leg and Full Modesty	72"W x 36"D x 29"H	\$1,749.00
B. SOALP89	Bow Front Desk	72"W x 36/42"D x 29"H	\$1,749.00
C. SOALP01	Rectangular Desk	72"W x 36"D x 29"H	\$1,589.00
D. SOALP104	Rectangular Desk	66"W x 30"D x 29"H	\$1,329.00
E. SOALP105	Rectangular Desk	60"W x 30"D x 29"H	\$1,249.00
F. SOALP45	Reversible Returns	48"W x 24"D x 29"H	\$829.00
G. SOALP40	Reversible Returns	42"W x 24"D x 29"H	\$759.00
H. SOALP37	Bridges with Grommet	48"W x 24"D x 29"H	\$659.00
I. SOALP38	Bridges with Grommet	42"W x 20"D x 29"H	\$569.00
J. SOALP14	Keyboard Tray	27.5"W x 12"D	\$299.00
K. SOALP15	Center Drawer	18.5"D x 24"W x 2"H	\$299.00

Veneer Hutches & Credenzas



We have two hutch options to fit your needs: wooden doors and Frames painted with aluminum finish.

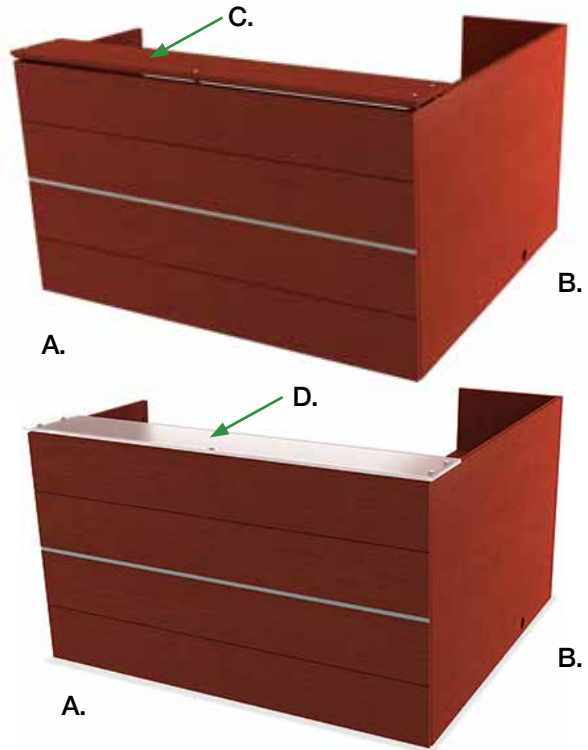
MODEL #	DESCRIPTION	DIMENSIONS	LIST
S. SOALP44	4 Door Open Hutch	70"W x 14"D x 39"H	\$1,369.00
T. SOALP66	66" Hutch with Wood Doors Only	66"W x 14"D x 39"H	\$1,579.00
U. SOUNI04W	Wood Door for ALP44 (Set of 2)		\$199.00
V. SOUNI04AG	Smoked Glass Door with Aluminum Frames for ALP44 (Set of 2)		\$469.00
W. SOALP98	68"W Tack Board for ALP44 Hutch		\$399.00
X. SOALP609	Credenza Shell	72"W x 24"D x 29"H	\$1,249.00
Y. SOALP36	Credenza Shell	66"W x 24"D x 29"H	\$999.00

Veneer Reception Desk Shell with Transaction Top

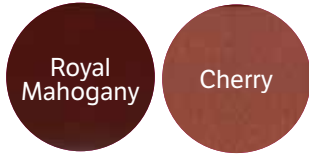
The Rudnick Reception Desks surfaces are full filled to insure beauty and maximum durability. Catalyzed varnish with UV cure provides the ultimate finish that assures color retention, clarity and chemical resistance.

	MODEL #	DESCRIPTION	DIMENSIONS	LIST
A.	SOALP17	Reception Unit Desk	72"W x 30"D x 43"H	-\$2,249.00
B.	SOALP17R	Reception Return Non-Handed	46"W x 20"D	-\$1,039.00
C.	SOALP16WT	Wood Transaction Top	70"W x 20"D	-\$349.00
D.	SOALP16GT	Glass Transaction Top	70"W x 20"D	-\$1,599.00
E.	SOALP77R	Return Pedestal	18" File/File	-\$824.00

Additional special order items available, call for more information.



Finish Available:



Additional Bookcase Edge Profile Available:

Diamond Reeded Edge Profile (not shown below, see page 73)



Veneer Square Edge Bookcases

Bookcases come in a variety of sizes. All bookcases have adjustable pin shelves, and optional door kits and trim kits. Available in Cherry and Royal Mahogany.



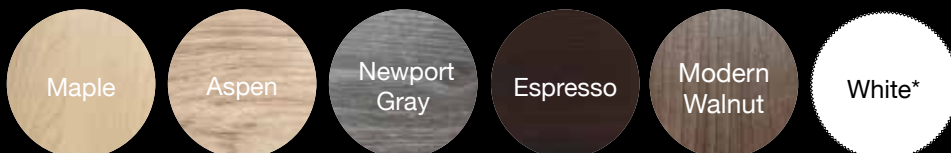
	MODEL #	DESCRIPTION	DIMENSIONS	LIST
F.	SOSQ3048	Bookcase (2 Adjustable Shelves)	36"W x 48"H	-\$778.00
G.	SOSQ3072	Bookcase (4 Adjustable Shelves)	36"W x 72"H	-\$1,076.00
H.	SOSQ3084	Bookcase (5 Adjustable Shelves)	36"W x 84"H	-\$1,260.00
I.	SOSQ36DK	Door Kit	30"H	-\$369.00
J.	SOTRIMKIT	Trim Kit (for SOSQ3072 and SOSQ3084 ONLY)	36"W	-\$199.00



FEATURES:

- *3 mil PVC Tough Edge on all exposed edges*
- *Choice of laminate finishes*
- *Top quality Steel Ball Bearing Drawer Slides*
- *Flared drawer pulls for an enhanced look*
- *Core removable locks and leveling glides included.*

Available Elements Finishes: **Not all finishes are available on each item, call for details.*





Elements

Laminate Series

Simple, Contemporary, Affordable. Features include heavy duty steel Frame and your choice of laminate finishes. Greenguard Certified.



▲ **Quad Workstation**

List ~~\$7,904~~
Excludes seating and accessories

Overall Dimensions
144"W x 144"D

MODEL #	QTY	DESCRIPTION	DIMENSIONS	LIST
PLT2472	4	Worksurface Table Top	24"D x 72"W x 1"H	\$399.00 ea.
PLT2448	4	Worksurface Table Top	24"D x 48"W x 1"H	\$319.00 ea.
PLTADJMDB4872	8	Adjustable Desk Support Beam 48-72"		\$149.00 ea.
PLTCBBSINGLE	12	Connector Beam Bracket for U-legs		\$49.00 ea.
PLTRBB	4	Return beam Bracket		\$59.00 ea.
PL1007	4	Mobile Box/File Laminate Pedestal	16"Wx22.5"D	\$754.00 ea.

▶ **"U" Style Workstation**

List ~~\$9,522~~
Excludes seating and accessories

Overall Dimensions
192"W x 78"D

MODEL #	QTY	DESCRIPTION	DIMENSIONS	LIST
PL207	2	Combo Storage Unit	24"W x 23.5"D x 65"H	\$2,585.00 ea.
PL1007	2	Mobile Box/File Laminate Pedestal	16"W x 22.5"D x 22.5"H	\$754.00 ea.
PLTADJMDB4872	4	Adjustable Desk Support Beam 48-72"	48-72"	\$149.00 ea.
PLTRBB	2	Return Beam Bracket		\$59.00 ea.
PLTCBBSINGLE	6	Connector Beam Bracket for U-legs		\$49.00 ea.
PLT3072	2	Worksurface Table Top	30"D x 72"W x 1"H	\$489.00 ea.
PLT2448	2	Worksurface Table Top	24"D x 48"W x 1"H	\$319.00 ea.
CMS04	2	Wire Management Snake		\$110.00 ea.



▼ **"L" Workstation with Overhead Storage**

List ~~\$5,323~~
Excludes seating and accessories

Overall Dimensions
78"W x 72"D

MODEL #	QTY	DESCRIPTION	DIMENSIONS	LIST
PLT3072	1	Worksurface Table Top	30"D x 72"W x 1"H	\$489.00 ea.
PLT2448	1	Worksurface Table Top	24"Dx48"Wx1"H	\$319.00 ea.
PLTADJMDB4872	2	Adjustable Desk Support Beam	48-72"	\$149.00 ea.
PLTRBB	1	Return beam Bracket		\$59.00 ea.
PLTLEGU30NB	2	Leg Base 30"W; Priced/Sold Each Black or Silver		\$249.00 ea.
PLTLEGU24NB	1	Leg Base 24"W; Priced/Sold Each Black or Silver		\$219.00 ea.
PLTCBBSINGLE	3	Connector Beam Bracket for U-legs		\$49.00 ea.
PL208OH	2	35.5"W Open Wallmount Hutch	35.5"W x 15"D x 17"H	\$499.00 ea.
PL44SGD	2	Silver Frame Glass Door Kit for PL144OH		\$369.00 ea.
CPSBBF	2	Box/Box/File Metal Pedestal with Glides Black or Silver		\$779.00 ea.



Maple



▲ **Double “L” Workstation with Hutch**

List ~~\$11,690~~

Excludes seating and accessories

Overall Dimensions
188”W x 72”D

MODEL #	QTY	DESCRIPTION	DIMENSIONS	LIST
PL1012	2	2 Drawer Personal File Box/File	35.5”W x 22”D x 21”H	\$1,334.00 ea.
PL1013	2	2 Shelf Open Storage Unit	35.5”W x 22”D	\$613.00 ea.
PL110	2	Surface Top	71”W x 24”D	\$332.00 ea.
PL1044OH	2	Open Overhead Storage Unit	71”W	\$977.00 ea.
PL44LD	2	Laminate Door Kit for PL144OH (2 Doors Per Kit)		\$79.00 ea.
PLTLPHS27	2	Hutch Support Sold in Pairs Black or Silver	27”H	\$422.00 ea.
PLT3072	2	Worksurface Table Top	30”D x 72”W x 1”H	\$489.00 ea.
PLTLEGU30NB	2	Leg Base 30”W Priced/Sold Each Black or Silver		\$249.00 ea.
PLTDR2430	2	30”W Metal Worksurface Riser Silver for 30”D Top		\$179.00 ea.
PLTCBBSINGLE	2	Connector Beam Bracket for U-legs		\$49.00 ea.
PLTADJMDB4872	2	Adjustable Desk Support Beam	48”-72”W	\$149.00 ea.
PL1007	2	Mobile Box/File Laminate Pedestal 16”Wx22.5”D	16”W x 22.5”D	\$754.00 ea.
PLCUSH1623	2	Cushion for PL1007—Celestial Blue or Gray	16”W x 23”D	\$219.00 ea.

▶ **“L” Workstation with Hutch**

List ~~\$5,376~~

Excludes seating and accessories

Overall Dimensions
94”W x 72”D

MODEL #	DESCRIPTION	DIMENSIONS	LIST
PL1012	2 Drawer Personal File Box/File	35.5”W x 22”D x 21”H	\$1,334.00
PL1013	2 Shelf Open Storage Unit	35.5”W x 22”D	\$613.00
PL110	72”W Top Panel - Fits Over Two 35.5”W Cabinet		\$332.00
PL1044OH	Open Overhead Storage Unit	71”W	\$977.00
PL44LD	Laminate Door Kit for PL144OH (2 Doors Per Kit)		\$79.00
PLTLPHS27	Hutch Support Sold in Pairs Black or Silver	27”H	\$422.00
PLT3072	Worksurface Table Top	30”D x 72”W x 1”H	\$489.00
PLTDR2430	Metal Worksurface Riser Silver for 30”D Top	30”W	\$179.00
PLTLEGU30NB	30” U Leg—Priced/Sold Each Black or Silver		\$249.00
PLTCBBSINGLE	Connector Beam Bracket for U-legs		\$49.00
PLTADJMDB4872	Adjustable Desk Support Beam	48-72”	\$149.00
GBM1769	Magnetic Glass White Board	69”W x 17”H	\$463.00
PLTBH	Accessory Hook		\$41.00





▲ **Quad Workstation**

List ~~\$11,563~~
Excludes seating and accessories

Overall Dimensions of worktable
144"W x 41"H

MODEL #	QTY	DESCRIPTION	DIMENSIONS	LIST
PL112	2	2 Drawer Lateral File with Lock	35.5"W x 22"D x 29"H	\$1,299.00 ea.
PL113	1	Storage Cabinet with Locking Doors	35.5"Wx22"Dx29"H	\$748.00 ea.
PL109	3	File Top	35.5"W x 22"D	\$245.00 ea.
PL166	4	Pedestal Box/Box/File with Lock 22"D Open Top		\$711.00 ea.
PL1066	4	Storage Shelves	16"w x 22"d	\$338.00 ea.
PLT3072	4	Worksurface Table Top	30"Dx72"Wx1"H	\$489.00 ea.
PLTLEGU48NB41	2	Leg Base Priced/Sold Each	48"W x 41"H	\$449.00 ea.
PLTRETSSUPPORT	4	Return Support Beam		\$59.00 ea.
PLTCBBSINGLE	4	Connector Beam Bracket for U-legs		\$49.00 ea.



◀ **"L" Unit Workstation with Covered Leg**

List ~~\$3,423~~

Excluding accessories
Overall Dimensions
72"W x 72"D

MODEL #	DESCRIPTION	DIMENSIONS	LIST
PL1012	2 Drawer Personal File Box/File	35.5"W x 22"D x 21"H	\$1,334.00
PL1013	2 Shelf Open Storage Unit	35.5"W x 22"D	\$613.00
PL110	72"W Top Panel - Fits Over Two 35.5"W Cabinet		\$332.00
PLT2472	Worksurface Table Top 2	4"D x 72"W x 1"H	\$399.00
PLTULEGFMEPP24	Cover up for U-Leg	24"	\$149.00
PLTDR2430	Metal Worksurface Riser Silver for 30"D Top	24"W	\$179.00
PLTLEGU24NB	Leg Base 24"W Priced/Sold Each Black or Silver	24"W	\$219.00
PLTADJMDB4872	Adjustable Desk Support Beam	48-72"	\$149.00
PLTCBBSINGLE	Connector Beam Bracket for U-legs		\$49.00

▶ **Adjustable Multi-Workstation**

List ~~\$24,670~~
Excluding accessories

MODEL #	QTY	DESCRIPTION	DIMENSIONS	LIST
PL1012	5	2 Drawer Personal File Box/File	35.5"W x 22"D x 21"H	\$1,334.00 ea.
PL1013	5	2 Shelf Open Storage Unit	35.5"W x 22"D	\$613.00 ea.
PL110	5	72"W Top Panel - Fits Over Two 35.5"W Cabinet		\$332.00 ea.
PLCUSH2136	5	Cushion for 35.5"W Cabinet PL112, PL1012, PL1013		\$399.00 ea.
PLT2472	5	Worksurface Table Top	24"Dx72"Wx1"H	\$399.00 ea.
WS323IB	5	3 Stage Electrical height Adj. Base for 48"-72"W Tops		\$1,499.00 ea.
PLTAP1566S	5	Acrylic Privacy Divider	66"W x 15"H	\$279.00 ea.
PLTSBUDMSGL	5	Edge mount screen brackets (sold in pairs)		\$79.00 ea.



Newport Gray



▲ **Multiple Workstations**

List ~~\$18,414~~

Excludes seating and accessories

Overall Dimensions

216"W x 120"D

MODEL #	QTY	DESCRIPTION	DIMENSIONS	LIST
PL1012	6	2 Drawer Personal File Box/File	35.5"W x 22"D x 21"H	\$1,334.00 ea.
PL109	6	File Top	36"W	\$245.00 ea.
PLCUSH2136	6	Cushion for 35.5"W Cabinet PL112, PL1012, PL1013		\$399.00 ea.
PLTLEGU4860LCMB	2	Benching Inset Legs		\$699.00 ea.
PLTLEGV4860	2	V-Legs for two 24"D shared tops		\$363.00 ea.
PLT2472	6	Worksurface Table Top	24"D x 72"W x 1"H	\$399.00 ea.
PLTADJMDB4872	6	Adjustable Desk Support Beam	48-72"	\$149.00 ea.
PLTSBUDMDUAL	3	Dual Desk Mount Screen Brackets (sold in pairs)		\$99.00 ea.
PLTAP1566S	3	Acrylic Privacy Divider	66"W x 15"H	\$279.00 ea.

▶ **"L" Workstation with Wall Mounted Storage**

List ~~\$5,353~~

Excludes seating and accessories

Overall Dimensions

72"W x 72"D

MODEL #	QTY	DESCRIPTION	DIMENSIONS	LIST
PLT3072	1	Worksurface Table Top	30"D x 72"W x 1"H	\$489.00 ea.
PLT2442	1	Worksurface Table Top	24"D x 42"W x 1"H	\$299.00 ea.
PLTLEGU30NB	2	Leg Base 30"W Priced/Sold Each Black or Silver		\$249.00 ea.
PLTADJMDB4872	2	Adjustable Desk Support Beam	48"-72"	\$149.00 ea.
PLTLEGU24NB	1	Leg Base 24"W Priced/Sold Each Black or Silver		\$219.00 ea.
PLTRBB	1	Return Beam Bracket		\$59.00 ea.
PLTCBBSINGLE	3	Connector Beam Bracket for U-legs		\$49.00 ea.
PLTFB	2	Flat Bracket		\$19.00 ea.
CPSBBF	2	Box/Box/File Metal Pedestal with Glides (2)		\$779.00 ea.
PL208OH	2	Open Wallmount Hutch	35.5"W x 15"D x 17"H	\$499.00 ea.
PL08RAIL	2	Sliding Door Track (2)		\$95.00 ea.
PL44SLIDE	2	Sliding Silver Framed Glass Door Kit for PL144OH (2 Doors Per Kit)		\$280.00 ea.



◀ **Quad Workstation with Bullet Tops**

List ~~\$9,290~~

Excludes seating and accessories

Overall Dimensions

132"W x 142"D

MODEL #	QTY	DESCRIPTION	DIMENSIONS	LIST
PL147	2	Worksurface Table Top	30"D x 72"W x 1"H	\$598.00 ea.
PL131/147LEG	2	Bullet Desk PL131/147 Post Leg Nickel Silver		\$255.00 ea.
PLT2448	4	Worksurface Table Top	48"W x 24"D x 1"H	\$319.00 ea.
PLTLEGU24NB	4	Leg Base 24"W Priced/Sold Each Black or Silver		\$219.00 ea.
PLTRETSSUPPORT	4	Universal Return Support		\$59.00 ea.
PLTCBBSINGLE	4	Connector Beam Bracket for U-legs		\$49.00 ea.
PLTFB	8	Flat Bracket		\$19.00 ea.
PLT60MS	4	Stiffener Braces for 60" & 66" Tops		\$59.00 ea.
PLTDTPM2U2EG	4	Desk Top Power Modules		\$399.00 ea.
PL1007	4	Mobile Box/File Laminate Pedestal	16"W x 22.5"D	\$754.00 ea.



Newport Gray



▲ **Multi Workstations**

List \$19,790

Excludes seating and accessories

Overall Dimensions
188"W x 160"D

MODEL #	QTY	DESCRIPTION	DIMENSIONS	LIST
PL1012	4	2 Drawer Personal File Box/File	35.5"W x 22"D x 21"H	\$1,334.00 ea.
PL1013	4	2 Shelf Open Storage Unit	35.5"W x 22"D	\$613.00 ea.
PL110	4	Surface Top	71"W x 24"D	\$332.00 ea.
PL150	2	Personal Storage Unit	18"W x 24"D x 66"H	\$1,423.00 ea.
PL150/151SGD	2	Silver Frame Glass Door Kit		\$494.00 ea.
PLTRBPOST28	4	Polished Steel Post	29"H	\$199.00 ea.
PLTRBBASE23	4	Polished Steel Round Base	23" spread	\$551.00 ea.
PLT3072	4	Worksurface Table Top	30"D x 72"W x 1"H	\$489.00 ea.
PLTRETSSUPPORT	4	Return Support Beam		\$59.00 ea.
PLTDR2430	4	Metal Worksurface Riser Silver for 30"D Top		\$179.00 ea.
PLTSDTM	2	Desk mount screen brackets (sold in pairs)		\$69.00 ea.
PLTAP1566S	2	Fabric Privacy Divider	66"W x 15"H	\$279.00 ea.
PLT60MS	4	60" Stiffener Braces		\$59.00 ea.



◀ **Double Workstations with Hutch**

List \$8,138

Excludes seating and accessories

Overall Dimensions
144"W x 72"D

MODEL #	QTY	DESCRIPTION	DIMENSIONS	LIST
PL1044OH	2	Open Overhead Storage Unit		\$977.00 ea.
PL44LD	2	Laminate Door Kit for PL1044OH (2 Doors Per Kit)		\$79.00 ea.
PLTLPHS20	2	Hutch Support Sold in Pairs	20"H	\$355.00 ea.
PLT2472	2	Worksurface Table Top	72"W x 24"D x 1"H	\$399.00 ea.
PLT2448	2	Worksurface Table Top	48"W x 24"D x 1"H	\$319.00 ea.
CPSBBF	2	Box/Box/File Metal Pedestal with Glides		\$779.00 ea.
PLTLEGU24NB	6	Leg Base 24"W Priced/Sold Each Black, Silver or White		\$219.00 ea.
PLTCBBSINGLE	6	Connector Beam Bracket for U-legs		\$49.00 ea.
PLTADJMDB4872	4	Adjustable Desk Support Beam	48-72"	\$149.00 ea.
PLTRBB	2	Return Beam Brackets		\$59.00 ea.

▶ **Double Workstation with Storage**

List \$15,072

Excludes seating and accessories

Overall Dimensions
192"W x 72"D

MODEL #	QTY	DESCRIPTION	DIMENSIONS	LIST
PL207	2	Combo Storage Unit	24"W x 23.5"D x 65.5"H	\$2,585.00
PL1044OH	2	Open Overhead Storage	71"W x 15"D x 17"H	\$977.00
PL44LD	4	Laminate Door (2 per set)		\$79.00
PLTLPHS27	2	Hutch Support (sold in pairs)	27"H	\$422.00
PL1012	2	2 Drawer Personal Cabinet (without top)	35.5"W x 22"D x 21"H	\$1,334.00
PL1013	2	Open Bookcase (without top)	35.5"W x 22"D x 21"H	\$613.00
PL110	2	Credenza Top	71"W x 22"D	\$332.00
PLTDR2430	2	Desk Riser	for 24"-30"D Tops	\$179.00
PLT3072	2	Worksurface Top	72"W x 30"D	\$489.00
PLTADJMDB4872	2	Adjustable Desk Beam	for 48"-72"W Tops	\$149.00
PLTCBBSINGLE	2	Connector Beam Bracket for U-legs		\$49.00
PLTLEGU30NB	2	U-Leg	30"W x 18.5"H	\$249.00



Espresso

Multi Workstations

List ~~\$14,859~~

Excludes seating and accessories

Overall Dimensions

216"W x 72"D

MODEL #	QTY	DESCRIPTION	DIMENSIONS	LIST
PL1012	3	2 Drawer Personal File Box/File	35.5"W x 22"D x 21"H	\$1,334.00 ea.
PL1013	3	2 Shelf Open Storage Unit	35.5"W x 22"D	\$613.00 ea.
PL110	3	72"W Top Panel - Fits Over Two 35.5"W Cabinet		\$332.00 ea.
PLCUSH1623	3	Cushion for PL1007		\$219.00 ea.
PLCUSH2136	3	Cushion for PL1012		\$399.00 ea.
PLTDR2430	3	Metal Worksurface Riser Silver for 24"D Top		\$179.00 ea.
PLTLEGU24NB	3	Leg Base 24"W Priced/Sold Each Black or Silver		\$219.00 ea.
PLTCBBSINGLE	3	Connector Beam Bracket for U-legs		\$49.00 ea.
PLT2472	3	Worksurface Table Top	24"D x 72"W x 1"H	\$399.00 ea.
PLTADJMDB4872	3	Adjustable Desk Support Beam	48-72"	\$149.00 ea.
PL1007	3	Mobile Box/File Laminate Pedestal	16"W x 22.5"D	\$754.00 ea.
PL122	3	Hutch Organizer	12"W x 18.5"H x 12"D	\$307.00 ea.



Double Workstation with V-Legs

List ~~\$10,284~~

Excludes seating and accessories

Overall Dimensions

144"W x 72"D

MODEL #	QTY	DESCRIPTION	DIMENSIONS	LIST
PL1012	2	2 Drawer Personal File Box/File	35.5"W x 22"D x 21"H	\$1,334.00 ea.
PL1013	2	2 Shelf Open Storage Unit	35.5"W x 22"D	\$613.00 ea.
PL110	2	72"W Top Panel - Fits Over Two 35.5"W Cabinet		\$332.00 ea.
PLTLPHS27	2	Hutch Support Sold in Pairs Black or Silver	27"H	\$422.00 per pair
PL1044OH	2	Open Overhead Storage Unit	71"W	\$977.00 ea.
PL44SGD	2	Silver Frame Glass Door Kit for PL144OH		\$369.00 ea.
PLTDR2430	2	Metal Worksurface Riser Silver for 30"D Top		\$179.00 ea.
PLT3072	2	Worksurface Table Top	30"D x 72"W x 1"H	\$489.00 ea.
PLTLEGV2430	2	V-Leg for 24"D or Singular 30"D Desk Top		\$229.00 ea.
PLTADJMDB4872	2	Adjustable Desk Support Beam	48-72"	\$149.00 ea.
PLTCBBSINGLE	2	Connector Beam Bracket for U-legs		\$49.00 ea.



"L" Workstation with Storage

List ~~\$4,550~~

Excludes seating and accessories

Overall Dimensions

72"W x 72"D

MODEL #	QTY	DESCRIPTION	DIMENSIONS	LIST
PL208OH	2	Open Wallmount Hutch	35.5"W x 15"D x 17"H	\$499.00 ea.
PL44LD	2	Laminate Door Kit for PL144OH (2 Doors Per Kit)		\$79.00 ea.
PL1012	1	2 Drawer Personal File Box/File	35.5"W x 22"D x 21"H	\$1,334.00 ea.
PL1013	1	2 Shelf Open Storage Unit	35.5"W x 22"D	\$613.00 ea.
PL110	1	72"W Top Panel - Fits Over Two 35.5"W Cabinet		\$332.00 ea.
PLT3072	1	Worksurface Table Top	72"W x 30"D x 1"H	\$489.00 ea.
PLTDR2430	1	Metal Worksurface Riser Silver for 30"D Top		\$179.00 ea.
PLTLEGU30NB	1	Leg Base 30"W Priced/Sold Each Black or Silver		\$249.00 ea.
PLTCBBSINGLE	1	Connector Beam Bracket for U-legs		\$49.00 ea.
PLTADJMDB4872	1	Adjustable Desk Support Beam	48-72"	\$149.00 ea.



Espresso



Double Workstation ▶

List ~~\$7,792~~

Excluding Seating and accessories

Overall Dimensions

144"W x 72"D

MODEL #	QTY	DESCRIPTION	DIMENSIONS	LIST
PL1012	2	2 Drawer Personal File Box/File	35.5"W x 22"D x 21"H	\$1,334.00 ea.
PL1013	2	2 Shelf Open Storage Unit	35.5"W x 22"D	\$613.00 ea.
PL110	2	72"W Top Panel - Fits Over Two 35.5"W Cabinet		\$332.00 ea.
PLCUSH2136	2	Cushion for 35.5"W Cabinet PL112, PL1012, PL1013		\$399.00 ea.
PLTLEGU30NB	2	Leg Base 30"W Priced/Sold Each Black or Silver		\$249.00 ea.
PLTDR2430	2	Metal Worksurface Riser Silver for 30"D Top		\$179.00 ea.
PLT3072	2	Worksurface Table Top	72"W x 30"D x 1"H	\$489.00 ea.
PLTADJMDB4872	2	Adjustable Desk Support Beam	48-72"	\$149.00 ea.
PLTCBBSINGLE	2	Connector Beam Bracket for U-legs		\$49.00 ea.
CMS05	2	Expandable Wire Manager Snake		\$103.00 ea.



▶ **"U" Workstation with Adjustable Height Desk and Bridge**

List ~~\$5,381~~

Excludes seating and accessories

Overall Dimensions

96"W x 72"D

MODEL #	QTY	DESCRIPTION	DIMENSIONS	LIST
PL143	1	Credenza Shell	71"W x 24"D x 29"H	\$609.00 ea.
PL166	1	Pedestal Box/Box/File with Lock 22"D Open Top		\$711.00 ea.
PL208OH	2	Open Wallmount Hutch	35.5"W x 15"D x 17"H	\$499.00 ea.
PL44SGD	2	Silver Frame Glass Door Kit for PL144OH		\$369.00 ea.
WS323IB	1	3 Stage Electrical Height Adj. L Base for 60"-72"W Tops		\$1,499.00 ea.
PLT3072	1	Worksurface Table Top	72"W x 30"D x 1"H	\$489.00 ea.
PLT2442	1	Worksurface Table Top	42"W x 24"D x 1"H	\$299.00 ea.
PLTFB	2	Flat Bracket		\$19.00 ea.



Modern Walnut



◀ Quad Workstation with Privacy Panels

List ~~\$13,774~~

Excludes seating and accessories

Overall Dimensions

144"W x 144"D

MODEL #	QTY	DESCRIPTION	DIMENSIONS	LIST
PL1012	4	2 Drawer Personal File Box/File	35.5"W x 22"D x 21"H	\$1,334.00 ea.
PL1013	4	2 Shelf Open Storage Unit	35.5"W x 22"D	\$613.00 ea.
PL110	4	72"W Top Panel - Fits Over Two 35.5"W Cabinet		\$332.00 ea.
PLTDR2430	4	Metal Worksurface Riser Silver for 24"D Top		\$179.00 ea.
PLTADJMDB4872	4	Adjustable Desk Support Beam	48-72"	\$149.00 ea.
PLT2472	4	Worksurface Table Top	24"D x 72"W x 1"H	\$399.00 ea.
PLTLEGU48	2	Leg Base 48"W		\$399.00 ea.
PLTCBBSINGLE	4	Connector Beam Bracket for U-legs		\$49.00 ea.
PLTAP1566S	2	Acrylic Divider Panel	66"W x 15"H	\$279.00 ea.
PLTSBUDMDUAL	2	Dual Edge Mount Divider Panel Bracket Under Top Dual Mount (Sold in Pairs)		\$99.00 ea.

Quad Workstation with ▶ 120° Angled Worksurface

List ~~\$10,170~~

Excludes seating and accessories

MODEL #	QTY	DESCRIPTION	DIMENSIONS	LIST
PL1007	4	Mobile Box/File Pedestal	16"W x 22.5"D x 22.5"H	\$754.00 ea.
PLCUSH1623	4	Cushion for PL1007		\$219.00 ea.
PLT120D2436	6	120° Angled Worksurface Top	24"D	\$562.00 ea.
PLTLEGU48	4	Leg Base 48"W for Combined 24"D Tops		\$399.00 ea.
PLTSQPOSTLEG	4	Squared Post Leg		\$99.00 ea.
PLTRETSSUPPORT	8	Return Support Beam for 36" & 42"W Top, Includes 3 Brackets		\$59.00 ea.
PLTCBBSINGLE	8	Connector Beam Bracket for U-legs		\$49.00 ea.
PLTPETP1536	6	Fabric Privacy Divider	36"W x 15"H	\$89.00 ea.
PLTSBUDMDUAL	6	Dual Desk Mount Screen Brackets (sold in pairs)		\$99.00 ea.
PLTFB	8	Flat Bracket		\$19.00 ea.



◀ Double "L" Workstation with Storage

List ~~\$8,282~~

Excludes seating and accessories

Overall Dimensions

144"W x 84"D

MODEL #	QTY	DESCRIPTION	DIMENSIONS	LIST
PLT2460	2	Worksurface Table Top	30"D x 60"W	\$449.00 ea.
PLTLEGU30NB	4	Leg Base 24"W Priced/Sold Each Black or Silver		\$249.00 ea.
PLTCBBSINGLE	6	Connector Beam Bracket for U-legs		\$49.00 ea.
PLTRBB	2	Return Beam Bracket for U Legs		\$59.00 ea.
PLTADJMDB4872	2	Adjustable Desk Support Beam	48-72"	\$149.00 ea.
PLTADJRB6072	2	Adjustable Return Beam	60-72"	\$199.00 ea.
PL208OH	4	Open Wall Mount Hutch	35.5"W x 15"D x 17"H	\$499.00 ea.
PL44SGD	4	Silver Frame Glass Door Kit		\$369.00 ea.
PL1007	2	Mobile Box/File Laminate Pedestal	16"W x 22.5"D	\$754.00 ea.
PLT2472	2	Worksurface Table Tops	24"D x 72"W	\$399.00 ea.
PLTLEGU24NB	4	Leg Base 24"W Priced/Sold Each Black or Silver		\$219.00 ea.



▲ **Double Workstation with V-Legs and Hutches**

List ~~\$11,372~~

Excludes seating and accessories

Overall Dimensions
188"W x 72"D

MODEL #	QTY	DESCRIPTION	DIMENSIONS	LIST
PL1007	2	Mobile Box/File Laminate Pedestal	16"W x 22.5"D	\$754.00 ea.
PLCUSH1623	2	Cushion for PL1007		\$219.00 ea.
PLTLEGV2430	2	V-Leg for 24"D or Singular 30"D Desk Top		\$229.00 ea.
PLT2472	2	Worksurface Table Top	72"W x 24"D x 1"H	\$399.00 ea.
PLTDR2430	2	Metal Worksurface Riser Silver for 24"D Top	for 24"D Tops	\$179.00 ea.
PLTADJMDB4872	2	Adjustable Desk Support Beam	48-72"	\$149.00 ea.
PL1012	2	2 Drawer Personal File Box/File	35.5"W x 22"D x 21"H	\$1,334.00 ea.
PL1013	2	2 Shelf Open Storage Unit	35.5"W x 22"D	\$613.00 ea.
PL110	2	72"W Top Panel - Fits Over Two 35.5"W Cabinet		\$332.00 ea.
PLTLPHS27	2	Hutch Support Sold in Pairs Black or Silver	27"H	\$422.00 per pair
PL1044OH	2	Open Overhead Storage Unit	71"W x 15"D x 17"H	\$977.00 ea.
PL44LD	2	Laminate Door Kit for PL144OH (2 Doors Per Kit)		\$79.00 ea.

▶ **Quad Workstation with 120° Angled Worksurface**

List ~~\$8,288~~

Excludes seating and accessories Consists of 44lb.

Overall Dimensions
150"W x 78"D x 45"H

MODEL #	QTY	DESCRIPTION	DIMENSIONS	LIST
PLT120D2436	6	120° Angled Worksurface Tops	24"D	\$562.00 ea.
PLTLEGU48	4	Leg Base 48"W for Combined 24"D Tops		\$399.00 ea.
PLTSQPOSTLEG	4	Square Post Legs		\$99.00 ea.
PLTRETSSUPPORT	8	Return Support Beam for 36" & 42"W Top, Includes 3 Brackets		\$59.00 ea.
PLTCBBSINGLE	8	Connector Beam Bracket for U-legs		\$49.00 ea.
PLTAP1536S	6	Acrylic Privacy Divider	36"W x 15"H	\$219.00 ea.
PLTSBUDMDUAL	6	Dual Desk Mount Screen Brackets (Sold in Pairs)		\$99.00 ea.
PLTFB	8	Flat Bracket		\$19.00 ea.



◀ **"L" Workstation**

List ~~\$3,394~~

Excluding accessories

Overall Dimensions
72"W x 72"D

MODEL #	DESCRIPTION	DIMENSIONS	LIST
PL1012	2 Drawer Personal File Box/File	35.5"W x 22"D x 21"H	\$1,334.00
PL1013	2 Shelf Open Storage Unit	35.5"W x 22"D x 21"H	\$613.00
PL110	72"W Top Panel - Fits Over Two 35.5"W Cabinet		\$332.00
PLT3072	Worksurface Table Top	72"W x 30"D x 1"H	\$489.00
PLTDR2430	30"W Metal Worksurface Riser Silver for 30"D Top		\$179.00
PLTLEGU30NB	Leg Base 30"W Priced/Sold Each Black or Silver		\$249.00
PLTCBBSINGLE	Connector Beam Bracket for U-legs		\$49.00
PLTMDB72	Main Desk Support Beam for 72"W Top		\$99.00
PLTADJMDB4872	Adjustable Desk Beam		\$149.00



White



"U"Desk with Conference Workspace

List ~~\$6,963~~

Excludes seating and accessories

Overall Dimensions

102"W x 72"D

MODEL #	QTY	DESCRIPTION	DIMENSIONS	LIST
PLT42R	1	42" Round Table Top		\$299.00 ea.
PLWXB36/42	1	Laminate X Base for 36"/42" round tops		\$299.00 ea.
PL1012	1	2 Drawer Personal File Box/File	35.5"W x 22"D x 21"H	\$1,334.00 ea.
PL1013	1	2 Shelf Open Storage Unit	35.5"W x 22"D x 21"H	\$613.00 ea.
PL110	1	71"W Top Panel - Fits Over Two 35.5"W Cabinet		\$332.00 ea.
PLCUSH2136	1	Cushion for 35.5"W Cabinet PL112, PL1012, PL1013		\$399.00 ea.
PL208OH	2	35.5"W Open Wall mount Hutch	35.5"W x 15"D x 17"H	\$499.00 ea.
PL44SGD	2	Silver Frame Glass Door Kit for PL144OH		\$369.00 ea.
PLT3072	1	Worksurface Table Top	72"W x 30"D x 1"H	\$489.00 ea.
PLT2472	1	Worksurface Table Top	72"W x 24"D x 1"H	\$399.00 ea.
PLTDR2430	1	24"W Metal Worksurface Riser Silver for 24"D Top	for 24"D top	\$179.00 ea.
PLTLEGU30NB	2	Leg Base 30"W Priced/Sold Each Black or Silver		\$249.00 ea.
PLTADJMDB4872	1	Main Desk Support Beam for 72"W Top		\$99.00 ea.
PLTRB72	1	Return Support Beam for 72"W Tops		\$207.00 ea.
PLTCBBSINGLE	2	Connector Beam Bracket for U-legs		\$49.00 ea.



List ~~\$20,520~~

Excludes seating and accessories

Overall Dimensions

213"W x 142"D

MODEL #	QTY	DESCRIPTION	DIMENSIONS	LIST
PLT3072	6	Worksurface Table Top	30"Dx72"Wx1"H	\$489.00 ea.
PLTLEGU60	2	Leg Base 60"W for Combined 30"D Tops		\$439.00 ea.
PLTLEGU4860ILCMB	2	Inset T-Leg with Perforated Panels and Brackets		\$699.00 ea.
PLTADJMDB4872	6	Main Desk Support Beam for 72"W Top (6)		\$149.00 ea.
PLTCBBSINGLE	4	Connector Beam Bracket for U-legs		\$49.00 ea.
PL1044OH	6	Open Overhead Storage Unit	71"W	\$977.00 ea.
PLTLPHS27	3	Hutch Support Sold in Pairs	27"H	\$422.00 ea.
PLTLPHSLIDE	6	Pair of Glides for Using the PLTLPHS27 as a Floor Support		\$30.00 ea.
PL1007	6	Mobile Box/File Laminate Pedestal	16"W x 22.5"D	\$754.00 ea.
PLCUSH1623	6	Cushion for PL1007	16"W x 23"D	\$219.00 ea.
PLTSBUDMDUAL	3	Dual Edge Mount Divider Panel Bracket Under Top Dual Mount Silver (3)		\$99.00 ea.
PLTAP1554S	3	Acrylic Panel Divider	15"H x 54"W	\$259.00 ea.



List ~~\$16,762~~

Excludes seating and accessories

Overall Dimensions

142"W x 142"D

MODEL #	QTY	DESCRIPTION	DIMENSIONS	LIST
PL1012	4	2 Drawer Personal File Box/File	35.5"W x 22"D x 21"H	\$1,334.00 ea.
PL1013	4	2 Shelf Open Storage Unit	35.5"W x 22"D	\$613.00 ea.
PL110	4	71"W Top Panel - Fits Over Two 35.5"W Cabinet		\$332.00 ea.
PLCUSH2136	4	Cushion for PL1012		\$399.00 ea.
CMS04	4	Wire Management Snake		110.00 ea.
PLTLEGU60	2	Leg Base 60"W		\$439.00 ea.
PLT3072	4	Worksurface Table Top	30"D x 72"W x 1"H	\$489.00 ea.
PLTCBBSINGLE	4	Connector Beam Bracket for U-legs		\$49.00 ea.
WSPULLRECT	8	Cyl Drawer Pulls		\$39.00 ea.
PLTLDR2430	4	24"W Low Metal Worksurface Riser Silver for 24"D Top		\$149.00 ea.
PLTSMRLEG	4	Short Legs for PL1012 or PL1013		\$129.00 ea.
PLTADJMDB4872	4	Main Desk Support Beam for 72"W Top		\$149.00 ea.
PLTAP1554S	2	Acrylic Divider Panel 54"w x 15"h		\$259.00 ea.
PLTSBUDMDUAL	2	Dual Edge Mount Divider Panel Bracket Under Top Dual Mount		\$99.00 per pair

White

Main Desk Tops:

Rectangular (No Grommets)		LIST
PLT2460	60"W x 24"D	-\$359.00
PLT2466	66"W x 24"D	-\$399.00
PLT2472	72"W x 24"D	-\$399.00
PLT3048	48"W x 30"D	-\$349.00
PLT3060	60"W x 30"D	-\$449.00
PLT3066	66"W x 30"D	-\$469.00
PLT3072	72"W x 30"D	-\$489.00
PLT3672	72"W x 36"D	-\$579.00

Corner Extensions (No Grommets)		LIST
PLT723624L	72"W x 36"/24"D	-\$699.00
PLT723624R	72"W x 36"/24"D	-\$699.00
PLT120D2436	120° Angle	-\$562.00

Return Tops (No Grommets)		LIST
PLT2436	36"W x 24"D	-\$259.00
PLT2442	42"W x 24"D	-\$299.00
PLT2448	48"W x 24"D	-\$319.00

Storage:

Laminate Storage		LIST
PL1012	2 Drawer Personal Cabinet (without top) 35.5"W x 22"D x 21"H	-\$1,334.00
PL1013	Open Bookcase (without top) 35.5"W x 22"D x 21"H	-\$613.00
PLCUSH2136	Cushion for PL1012 or PL1013 (Available in Gray and Celestial Blue)	-\$399.00
PL109	35.5" File Top (for PL1012 or 1013)	-\$246.00
PL110	71" Credenza Top (for 2-pl1012 or 2-pl1013)	-\$332.00

Hutch Support for Overhead Storage (Silver or Black)		LIST
PLTLPHS20	20"H Support (pair)	-\$335.00
PLTLPHS20SINGLE	20"H Support (single)	-\$168.00
PLTLPHS27	27"H Support (pair)	-\$422.00
PLTLPHS27SINGLE	27"H Support (single)	-\$212.00

Overhead & Wall Mount Storage		LIST
PL1044OH	71"W Open Overhead Storage Unit	-\$977.00
PL1008OH	35.5"W Open Overhead Storage Unit	-\$567.00
PL208OH	35.5"W Wall Mount Storage Unit	-\$499.00
PL2044OH	71"W Wall Mount Storage Unit	-\$849.00
PL1022VHO	Hutch Support Organizer	-\$494.00
PL44LD	2 Laminate Doors for Hutch	-\$79.00
PL44LDLOCK	2 Locking Laminate Doors for Hutch	-\$139.00
PL44SGD	Aluminum Frame Glass Doors for Hutch	-\$369.00
PLTLPHSLIDE	Extension glide for 27" hutch support	-\$30.00

Pedestals:

Metal Pedestals 15"W x 22"D		LIST
CPSBBF	Box/Box/File 26.5"H with Glides	-\$779.00
CPSFF	File/File 26.5"H with Glides	-\$779.00
CPSBF	Box/File 22.5"H with Casters	-\$698.00
CPPCASTERS	Set of 4 Casters for CPSBBF or CPSFF	-\$57.00
PLCUSH1522	Cushion for CPSBF (Available in Gray, and Celestial Blue)	-\$199.00
CMPBF	Hanging Pedestals	-\$594.00
CMPHUSB	Box/File Hanger Bracket with USB	-\$229.00

Stocked in Black, and Silver

Laminate Pedestals 16"		LIST
PL1007	Mobile Box/File 16"W x 22.5"D x 22.5"H	-\$754.00
PLCUSH1623	Cushion for PL1007 (Available in Gray and Celestial Blue Fabric)	-\$219.00

Privacy Dividers:

Modesty Panels		LIST
PLTLMP48	Laminate Modesty Panel 48"	-\$209.00
PLTLMP54	Laminate Modesty Panel 54"	-\$219.00
PLTLMP60	Laminate Modesty Panel 60"	-\$229.00
PLTLMP66	Laminate Modesty Panel 66"	-\$239.00

Acrylic Privacy Dividers		LIST
PLTAP1524S	24"W x 15"H	-\$199.00
PLTAP1530S	30"W x 15"H	-\$209.00
PLTAP1536S	36"W x 15"H	-\$219.00
PLTAP1542S	42"W x 15"H	-\$229.00
PLTAP1548S	48"W x 15"H	-\$249.00
PLTAP1554S	54"W x 15"H	-\$259.00
PLTAP1566S	66"W x 15"H	-\$279.00

PET Panel Dividers		LIST
PLTPETP1524	15" x 24"	-\$69.00
PLTPETP1530	15" x 30"	-\$79.00
PLTPETP1536	15" x 36"	-\$89.00
PLTPETP1542	15" x 42"	-\$99.00
PLTPETP1548	15" x 48"	-\$109.00
PLTPETP1554	15" x 54"	-\$119.00
PLTPETP1566	15" x 66"	-\$149.00
PLTPETP2424	24" x 24"	-\$99.00
PLTPETP2430	24" x 30"	-\$129.00
PLTPETP2436	24" x 36"	-\$149.00
PLTPETP2442	24" x 42"	-\$159.00
PLTPETP2448	24" x 48"	-\$169.00
PLTPETP2454	24" x 54"	-\$179.00
PLTPETP2466	24" x 66"	-\$239.00

See page 44 for details.

Divider/Screen Brackets		LIST
A. PLTSDTM	Universal Desk Mount Screen Bracket (pair)	-\$69.00
B. PLTSBUDMSGL	Edge Mount Screen Bracket (pair)	-\$79.00
C. PLTSBUDMDUAL	Dual Desk Mount Screen Bracket (pair)	-\$99.00

Stocked in Black and Silver.

Beams:

Adjustable Beams (Silver or Black)

		LIST
PLTADJMDB4872	For desks 48" - 72" Wide	-\$149.00
PLTADJRB6072	Extends to allow for 60"-72" Returns and 48" Bridges	-\$199.00

Return Supports (Silver and Black)

		LIST
PLTRETSSUPPORT	For use with 36" & 42" Return Top	-\$59.00
PLTRBB	Adjustable Return Beam	-\$59.00

Flat Bracket

		LIST
PLTFB	Flat Bracket	-\$19.00 ea.

Connector Beam Bracket (Silver or Black)

		LIST
PLTCBBSINGLE	Required for all U-Legs except PLTLEGU36 (CBB included)	-\$49.00 ea.

V-Legs & Support Beams (Silver or Black)

		LIST
PLTLEGV2430	V-Leg for 24"D or Singular 30"D Desk Top	-\$229.00
PLTLEGV3642	36"W x 42"D for 36"D desk tops	-\$297.00
PLTLEGV4860	48"W x 60"D V-Leg for 48"D or 60"D Desk Top	-\$363.00

Desk Riser (Silver, or Black)

		LIST
PLTDR2430	Worksurface riser for 24" or 30"D Top	-\$149.00
PLTLDR2430	Lower Riser for use w/ PLTSMRLEGS	-\$179.00
PLTSMRLEG	Mini legs for use with PL1012/PL1013	-\$171.00 set of 4

PLTSMRLEG

Legs:

U Legs (Silver or Black)

		LIST
PLTLEGU24NB	24"W x 28.5"H	-\$219.00
PLTLEGU30NB	30"W x 28.5"H	-\$249.00
PLTLEGU36	36"W x 28.5"H (comes with PLTCBBSINGLE)	-\$389.00
PLTLEGUHALF	Half Support Leg	-\$199.00
PLTLEGU48	48"W x 28.5"H	-\$399.00
PLTLEGU60	60"W x 28.5"H	-\$439.00
PLTLEGFMEPP24	Cover for U-leg	-\$143.00
PLTLEGFMEPP30	Cover for U-leg	-\$154.00
PLTLEGU4860ILCMB	Benching Inset Leg	-\$699.00

Tall U-Leg (41"H)

		LIST
PLTLEGU24NB41	24"W x 41"H	-\$269.00 ea.
PLTLEGU30NB41	30"W x 41"H	-\$299.00 ea.
PLTLEGU48NB41	48"W x 41"H	-\$449.00 ea.
PLTLEGUHALF41H	Half Support Leg	-\$279.00 ea.
PLTLEGU4860ILCMB41	Benching Inset Leg 41"H	-\$799.00 ea.
PLTSQPOSTLEG	SQ Post Leg	-\$99.00 ea.

PLTLEGU24NB41

Accessories:

Wire Management

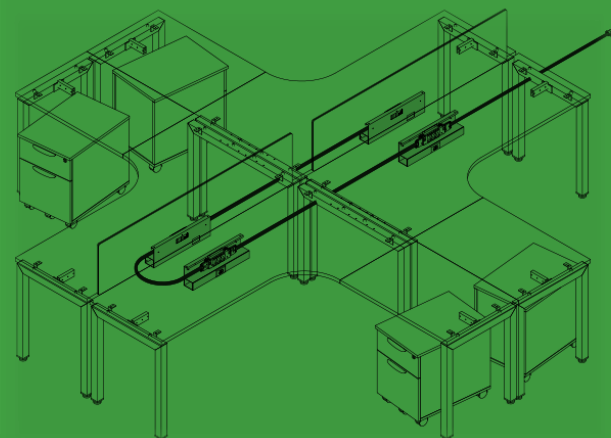
		LIST
CMS04	Wire Manager Snake; Available in Black and Silver	-\$110.00
CMS05	Expandable Wire Manager Snake	-\$103.00
PLTWTS18BLK	18" Single Cord Management Tray	-\$69.00
PLTWTD18BLK	18" Double Cord Management Tray	-\$89.00
PLTPC18	Electrical Trough 19"W Black	-\$97.00
PLTWTS24BLK	24" Single Cord Management Tray	-\$99.00
PLTLEGU486041H	24" Double Cord Management Tray	-\$139.00

See page 161 for complete details and more options

Elements Series Power

WorkSimpli Furnishings has partnered with Dekko to offer full power integration to all WorkSimpli desk series.

See page 138-139



Elements Options

The following configurations help provide a list of components required to ensure proper structure to your workstation. Choice of leg options are available with each workstation example. Please contact your sales representative for assistance in adjusting any of these examples to fit your individual needs.

24" x 72" U-Leg Workstation:

PLT2472, PLTLEGU24NB(2), PLTCBBSINGLE(2), PLTADJMDB4872



72" x 102" U-Group Workstation:

PLT3072, PLTLEGU30NB(2), PLTADJMDB4872 (2), PLTADJRB6072, PLT2472, PLTLEGU24NB(2), PLT2448, PLTRBB(2), PLTCBBSINGLE(4)



30" x 132" U-Leg Workstation with Extended Return:

PLT3072, PLTLEGU30NB(2), PLTADJMDB4872, PLT3060, PLTLEGUHALF, PLTADJMDB4872, PLTCBBSINGLE(4)



V-Leg Description:

PLT3072(2), PLTADJMB4872(2), PLTLEGV4860(2)



72" x 72" U-Leg Workstation with Return:

PLT3072, PLTLEGU30NB(2), PLTCBBSINGLE(3), PLTFB(2), PLTADJMDB4872, PLT2442, PLTLEGU24NB, PLTADJRB6072, PLTRBB




V-Leg Description:

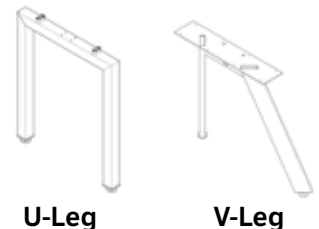
PL1012, PL1013, PL110, PLT3072, PLTDR2430, PLTADJMDB4872, PLTLEGV2430



Available Elements Finishes: *Not all finishes are available on each item, call for details.



Leg Options:



U-Leg

V-Leg

See page 38-39 for more details.

Panels + Borders

Desk Mounted Panels

EFFECTIVE TIME MANAGEMENT often requires a delicate balance between privacy and interaction with colleagues. Borders can be retrofitted to most WorkSimpli laminate workstations in a manner that allows you to define your workspace the way you want. Whether you choose 24" or 36" high panels for complete privacy, 12" panels for moderate privacy or transaction tops for reception areas Borders has a solution that will work for you and your colleagues. Contact a sales representative for further information.


BORDERS+ FEATURES:

- Modular panel system that can be retrofitted to most WorkSimpli laminate workstations
- Available in frosted acrylic or fabric panels
- Ideal for creating partitions between colleagues and reception station
- Economical, versatile and stylish


Available Borders Plus Panel Material:



Panel Frame and Post Finishes:



Laminate Finishes:






▲ **Double Workstation**

List ~~\$14,592~~

Excluding seating and accessories

Overall Dimensions
142"W x 96"D



▲ **Borders Post Plate**

PBPPLATE
List ~~\$28~~

Available in Silver Only.
Components allow you to edge mount Borders panels to eliminate the need to drill into worksurface.



▲ **Borders Post Offset Clamp Mount L/R**

PBPOFFCLAMPPR
List ~~\$65~~

Available in Silver Only.
Components allow you to edge mount Borders panels to eliminate the need to drill into worksurface.

MODEL #	QTY	DESCRIPTION	DIMENSIONS	LIST
PL143	2	Credenza Shell	71"W x 24"D	\$609.00 ea.
PL114	2	Combo lateral file	31"W x 22"D	\$1,383.00 ea.
PL144OH	2	Open Hutch	71"W x 15"D x 36"H	\$873.00 ea.
PL44SGD	2	Silver Glazed Door (set of 2)		\$369.00 ea.
PLT2472	2	Main Desk Top	24"D x 72"W	\$399.00 ea.
WS323IB	2	Electric Height Adjustable Table Base		\$1,499.00 ea.
PBP24	6	24"H Post		\$179.00 ea.
PB21224ACR	2	24" Desk Mount Panel Acrylic	24"W x 12"H	\$129.00 ea.
PB21224VISC311	2	24" Desk Mount Panel Visconti	24"W x 12"H	\$129.00 ea.
PB21271ACR	2	71" Desk Mount Panel Acrylic	71"W x 12"H	\$389.00 ea.
PB21271VISC311	2	71" Desk Mount Panel Visconti	71"W x 12"H	\$359.00 ea.
PBPOFFCLAM	2	Post Offset Clamp Mount		\$68.00 ea.
PBPPL	6	Post Plate		\$30.00 ea.
GBM1769	2	Glass Tack Board	17"H x 69"W	\$463.00 ea.

▶ **Training Room**

PLT2466 (4), PLTPOSTLEG (8),
PBP24 (16), PB21224ACR (16),
PB21266ACR (8), PLT60MS
(4), PBPOFFCLAMPPR (4),
PBPPLATE (16)
List ~~\$11,960~~

Excluding seating and accessories



▶ **"L" Workstation**

PLT3072 (1), PLT2460 (1), PBP24 (3),
PLTLEGU30NB (2), PLTLEGU24NB
(1), PLTCBBSINGLE (3), PLTRBB
(1), PLTADJMDB4872 (1),
PLTADJRB6072 (1), PB21230ACR (1),
PB21271ACR (1), PB21230VISC311
(1), PB21271VISC311 (1),
PBPOFFCLAMPPR (1), PBPPLATE
(3), PL1007 (1)
List ~~\$4,634~~

Excluding seating and accessories



Desk Mounted Panels:

Acrylic Panels with Black or Silver Frame

		LIST
PB21224ACR	24"W x 12"H w/Filler Panel	-\$129.00
PB21230ACR	30"W x 12"H w/Filler Panel	-\$169.00
PB21236ACR	36"W x 12"H w/Filler Panel	-\$189.00
PB21242ACR	42"W x 12"H w/Filler Panel	-\$229.00
PB21248ACR	48"W x 12"H w/Filler Panel	-\$269.00
PB21260ACR	60"W x 12"H w/Filler Panel	-\$329.00
PB21266ACR	66"W x 12"H w/Filler Panel	-\$349.00
PB21271ACR	71"W x 12"H w/Filler Panel	-\$389.00

Visconti Fabric Panels with Black or Silver Frame

		LIST
PB21224VISC311	24"W x 12"H w/Filler Panel	-\$129.00
PB21230VISC311	30"W x 12"H w/Filler Panel	-\$149.00
PB21236VISC311	36"W x 12"H w/Filler Panel	-\$169.00
PB21242VISC311	42"W x 12"H w/Filler Panel	-\$219.00
PB21248VISC311	48"W x 12"H w/Filler Panel	-\$249.00
PB21260VISC311	60"W x 12"H w/Filler Panel	-\$309.00
PB21266VISC311	66"W x 12"H w/Filler Panel	-\$329.00
PB21271VISC311	71"W x 12"H w/Filler Panel	-\$359.00

Dark Gray Panels with Black or Silver Frame



		LIST
PB21224GRY	24"W x 12"H w/Filler Panel	-\$129.00
PB21230GRY	30"W x 12"H w/Filler Panel	-\$149.00
PB21236GRY	36"W x 12"H w/Filler Panel	-\$169.00
PB21242GRY	42"W x 12"H w/Filler Panel	-\$219.00
PB21248GRY	48"W x 12"H w/Filler Panel	-\$249.00
PB21260GRY	60"W x 12"H w/Filler Panel	-\$309.00
PB21266GRY	66"W x 12"H w/Filler Panel	-\$329.00
PB21271GRY	71"W x 12"H w/Filler Panel	-\$359.00



Shown w/ Silver Frame

Double Workstation

PL182L, PL182R, PB21236ACRSIL(3), PB21236VISC311SIL(6), PL192(2), PL166(2), PBP12(6), PBP24(5)

List \$6,968

Excluding accessories



Quad Workstation

PL182L/R(4), PL192(4), PL166(4), PBP12(8), PBP24(8), PB21236GRYBLK (12)

List \$11,454

Excluding accessories



"U" Workstation

PL163(2), PL145(2), PL195, PL166, PL112, PB21236ACRSIL(4), PB21224ACRSIL, PB21248ACRSIL(2), PBTR36, PBTR48, PBP12(12)

List \$7,682

Excluding seating and accessories

Divider Posts Stocked in Black and Silver

			LIST
PBP12	Support Post	12"H	-\$99.00
PBP24	Support Post	24"H	-\$179.00
PBP36	Support Post	36"H	-\$299.00

Straight Transaction Tops

			LIST
PBTR30		12" x 30"	-\$159.00
PBTR36		12" x 36"	-\$199.00
PBTR48		12" x 48"	-\$259.00
PBTR60		12" x 60"	-\$289.00
PBTR66		12" x 66"	-\$309.00
PBTR71		12" x 71"	-\$329.00

Corner Transaction Tops (Specify L or R)

			LIST
*PBTC30L/R		12" x 30"	-\$199.00
*PBTC36L/R		12" x 36"	-\$239.00
*PBTC66L/R		12" x 66"	-\$319.00
*PBTC71L/R		12" x 71"	-\$349.00

*Sold individually - 2 tops needed to complete corner



Polyethylene Terephthalate (PET) Panels

These tackable fabric panels are just for you. They come in two very great, distinctive colors guaranteed to match virtually any office setting. They are great to use in single or multi-user workstations. Our PET panels features an eco-friendly, UV-resistant, scratch resistant, flatness and abrasion resistant, color stable technology, and light weight material. These (PET) panels are acoustic and also offer a partial sound barrier. When privacy and functionality are your concerns they come in Ash Gray and Dark Gray and are easily desk mounted for your convenience.



PET Panel Dividers

LIST

PLTPETP1524	15" x 24"	-\$69.00
PLTPETP1530	15" x 30"	-\$79.00
PLTPETP1536	15" x 36"	-\$89.00
PLTPETP1542	15" x 42"	-\$99.00
PLTPETP1548	15" x 48"	-\$109.00
PLTPETP1554	15" x 54"	-\$119.00
PLTPETP1566	15" x 66"	-\$149.00
PLTPETP2424	24" x 24"	-\$99.00
PLTPETP2430	24" x 30"	-\$129.00
PLTPETP2436	24" x 36"	-\$149.00
PLTPETP2442	24" x 42"	-\$159.00
PLTPETP2448	24" x 48"	-\$169.00
PLTPETP2454	24" x 54"	-\$179.00
PLTPETP2466	24" x 66"	-\$239.00

Available in Dark Gray (GP04) and Ash Gray (GP03).

Features:

- Desk Top Mountable (1/2")
- 1/4" Thick
- Tackable
- Partial Sound Barrier
- Lightweight





Panel Mounting Brackets

LIST

A. PLTSDTM	Universal Desk Mount Screen Bracket (pair)	-\$69.00
B. PLTSBUDMSGL	Edge Mount Screen Bracket (pair)	-\$79.00
C. PLTSBUDMDUAL	Dual Desk Mount Screen Bracket (pair)	-\$99.00

Stocked in Black and Silver.
Sold and Priced in Pairs.

Color Options:





Our Privacy Screens/Modesty Panels can be mounted above or below most worksurfaces with our designer mounting brackets. Acrylic and fabric options to suit the modern environment.




See pages 20-23 for the complete list of PL components and page 38-39 for the complete list of Elements components.

Acrylic Privacy Dividers

LIST

PLTAP1524S	24W" x 15"H	-\$199.00
PLTAP1530S	30W" x 15"H	-\$209.00
PLTAP1536S	36W" x 15"H	-\$219.00
PLTAP1542S	42W" x 15"H	-\$229.00
PLTAP1548S	48W" x 15"H	-\$249.00
PLTAP1554S	54W" x 15"H	-\$259.00
PLTAP1566S	66W" x 15"H	-\$279.00

Can be mounted above or below worksurfaces.



Panel Mounting Brackets

LIST

A. PLTSDTM	Universal Desk Mount Screen Bracket (pair)	-\$69.00
B. PLTSBUDMSGL	Edge Mount Screen Bracket (pair)	-\$79.00
C. PLTSBUDMDUAL	Dual Desk Mount Screen Bracket (pair)	-\$99.00

Stocked in Black and Silver.
Sold and Priced in Pairs.



PL Workstations

PL183(7), PL109(7), PL166(4),
 PLTLEGU24NB(4), PLTCBBSINGLE(4),
 PLT2472(4), PLTRETSSUPPORT(4),
 SP4224(4), SP4236(5), SP3-42(2),
 SPCAP42(4)
 List \$32,319

Create Your Spaces with this high quality and affordable Panel System. Improve privacy and productivity while creating the flexible, professional and open space you're after. The PL laminate and Elements components can be used in conjunction with these panels to create functional, private workstations.

See pages 20-23 for the complete list of PL components and page 38-39 for the complete list of Elements components.



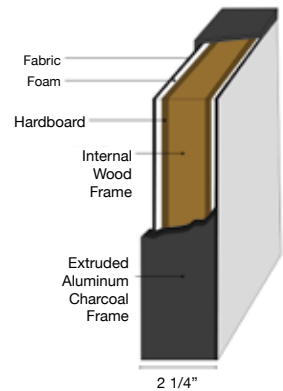
Single Panel + Support Feet



Double Workstation

PL182L, PL182R, PL166(2), PL192(2), SPG6636(6) SP4236(4),
 SP2-66, SPCAP42(3), SPCAP24(3), SP3-66
 List \$10,192

Overall Dimensions
 106"W x 71"D x 66"H





SPACEMAX IS AN AFFORDABLE heavy duty commercial grade panel system to be used as room dividers or in a desk wrap applications. Easy to install, easy to reconfigure and a stylish contemporary design make SpaceMax a welcome addition to any office environment.

Features

- 2 1/4" thick Aluminum frame construction provides outstanding strength and durability
- Installation and reconfigurations are quick and easy with SpaceMax's EZLOCK connection system
- Stylish contemporary design
- Stocked in upgraded designer fabric



SpaceMax's 2 1/4" Aluminum frame provides outstanding strength and durability.



Installation and reconfigurations are easy with SpaceMax's EZLOCK connection system.



Featuring a stylish contemporary trim, SpaceMax is a welcome addition to any office environment.



Upholstered Panels

MODEL #	DESCRIPTION	LIST
SP6624	24"W x 66"H	-\$512.00
SP6630	30"W x 66"H	-\$571.00
SP6636	36"W x 66"H	-\$617.00
SP6642	42"W x 66"H	-\$687.00
SP6648	48"W x 66"H	-\$754.00
SP6660	60"W x 66"H	-\$878.00
SP6666	66"W x 66"H	-\$935.00
SP6672	72"W x 66"H	-\$1,039.00
SP4224	24"W x 42"H	-\$409.00
SP4230	30"W x 42"H	-\$454.00
SP4236	36"W x 42"H	-\$511.00


Glazed VIEW-through Panels

MODEL #	DESCRIPTION	LIST
SPG6624	24"W x 66"H	-\$608.00
SPG6630	30"W x 66"H	-\$666.00
SPG6636	36"W x 66"H	-\$754.00

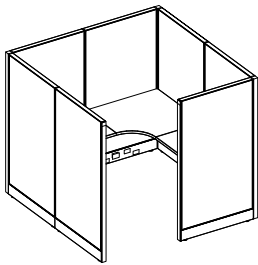
Accessories

MODEL #	DESCRIPTION	LIST
SP2-42	2 Way Corner Connector 42"	-\$99.00
SP2-66	2 Way Corner Connector 66"	-\$139.00
SP3-42	3 Way T Connector 42"	-\$129.00
SP3-66	3 Way T Connector 66"	-\$198.00
SP4-42	4 Way + Connector 42"	-\$119.00
SP4-66	4 Way + Connector 66"	-\$199.00
SPCAP-24	End Cap for Panel	-\$29.00
SPCAP-42	End Cap for Panel	-\$39.00
SPCAP-66	End Cap for Panel	-\$49.00
SPBASE	Support Foot (Sold Indiv.)	-\$83.00
SPWM-42	Wall Mount Kit	-\$106.00
SPWM-66	Wall Mount Kit	-\$142.00
STB	Panel Top Tie Bracket	-\$15.00
SPPG24	24" Pole Cover for 66" Pole Connected to 42" Panel	-\$29.00

Finishes



Fabric: Pewter
Fabric: Pewter/ Glazed
Frame: Charcoal

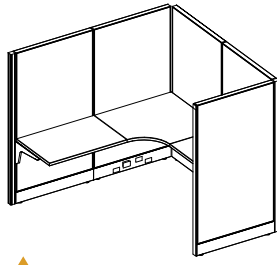


6'x6' Single Starter

WSSI~~ST~~SGB
List \$10,259



- 67”H Fabric Panel (6)
- 67”H Powered Fabric Panel (1)
- Electrical with Duplexes (1) Circuit 1 & (1) Circuit 4
- Corner Worksurface (1)
- Straight Worksurface (2)
- Straight Connector (3)
- 2 Way Connector (3)
- 144” Power infeed
- Panel Finish End (2)

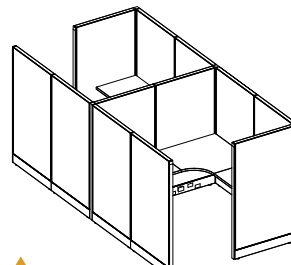


6'x6' Single Addon

WSSI~~AD~~SGB
List \$8,069



- 67”H Fabric Panel (4)
- 67”H Powered Fabric Panel (1)
- Electrical with Duplexes (1) Circuit 1 & (1) Circuit 4
- Power Pass through Jumper 66” (1)
- Corner Worksurface (1)
- Straight Worksurface (2)
- Straight Connector (2)
- 2 Way Connector (1)
- 3 Way Connector (1)
- Panel Finish End (1)

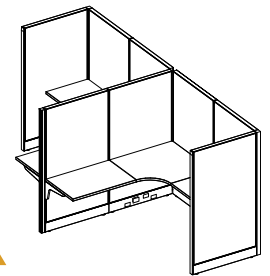


6' x 6' Double Starter

WSD~~B~~STSG
List \$16,999



- 67”H Fabric Panel (11)
- 67”H Powered Fabric Panel (1)
- Electrical with Duplexes (2) Circuit 1 & (2) Circuit 4
- Corner Worksurface (2)
- Straight Worksurface (4)
- Straight Connector (5)
- 2 Way Connector (2)
- 3 Way Connector (2)
- 144” Power infeed
- Panel Finish End (4)



6'x6' Double Addon

WSD~~B~~ADSG
List \$12,799



- 67”H Fabric Panel (7)
- 67”H Powered Fabric Panel (1)
- Electrical with Duplexes (2) Circuit 1 & (2) Circuit 4
- Power Pass through Jumper 66” (1)
- Corner Worksurface (2)
- Straight Worksurface (4)
- Straight Connector (3)
- 2 Way Connector (2)
- 4 Way Connector (1)
- 3 Way Connector (1)
- Panel Finish End (2)

Features:

- 2” Monolithic Panel
- High Pressure Laminate Worksurfaces
- Silver Metal Storage Units
- 1 1/8” Worksurface

Electrical

- 8 Wire / 4 Circuit UL listed system
- Ceiling infeed (included in Starter Kits)
- Jumper (included in Addon Kits)

Finish Stock:



Fabric:
Gray



Frame:
Silver



Surface:
Boardwalk



Double Station

Includes:
6' x 6' Single starter (1) and
6' x 6' Single addon (1)



Quad Station

Includes:
12' x 6' Double Starter (1) and
12' x 6' Double add-on (1)

ADDITIONAL ITEMS



Supported BBF Pedestal

WSBBFSIL
~~List \$1,035~~

Support Pedestal BBF
Metal Square Front



Painted Metal Flipper Door

WSFPDSIL
~~List \$612~~

Metal Flipper Door
Unit - 36"

CEILING FEED OPTIONS

*A. WSTEPP3500
Power Pass Through
Jumper 35"
List \$169

B. WSTT2C6700
Connector, 2 way 90 67"
List \$319

C. WSTT3C6700
Connector, 3 way 90 67"
List \$369

D. WSTT4C6700
Connector, 4 way 90 67"
List \$319

**E. WSTEIZ0000
Inline F-F Power Coupler
List \$299

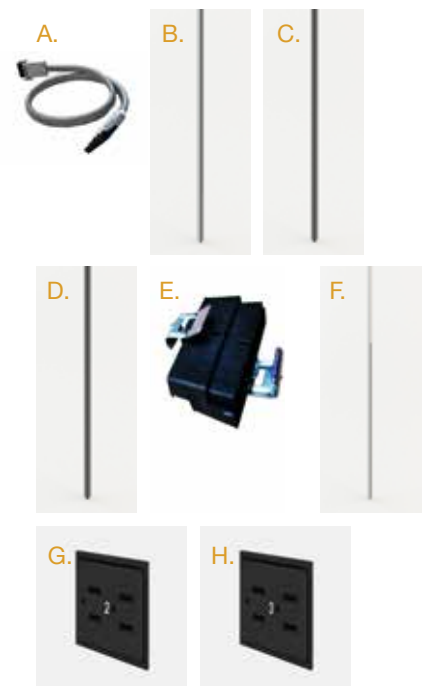
F. WSSTTPC67118
Power Pole, 1 way 67"
- 118"H
List \$529

G. WSOR2000
Receptacle line 2
List \$79

H. WSOR3000
Receptacle line 3
List \$79

**Extends power to end of panel when adding power ceiling feed to add-on unit.*

***Connects power ceiling feed to power pass through.*






FEATURES:

Available Standard Top Finishes:



Available Base Finishes:



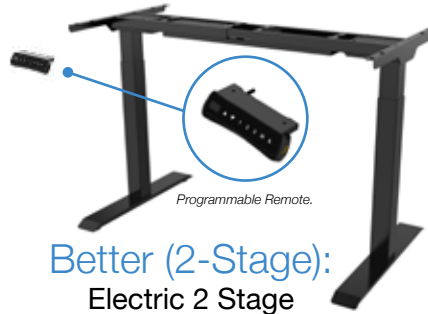
Height Adjustable Tables

The human body is designed for standing, not sitting. That's why sitting for prolonged periods of time can cause many problems. Muscle strain, neck and back stiffness, and lack of circulation can result in loss of productivity. Electrical Height Adjustable Tables can help promote a healthier and more efficient workplace.



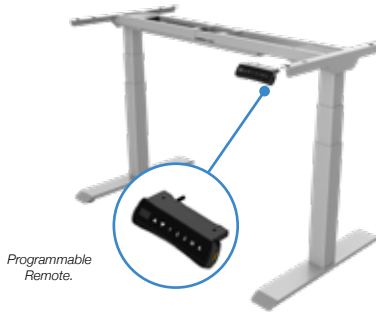
Good
Electric 2 Stage
Single Motor

MODEL NO.
WS214EN



Better (2-Stage):
Electric 2 Stage
Dual Motor

MODEL NO.
WS223IB



Best (3-Stage):
Electric Height Adjustable Base
3 Stage Dual Motor

MODEL NO.
WS323IB




Best (3-Stage):
Variable Shaped Electric Height Adjustable Base
3 Stage Triple Motor

MODEL NO.
WS323TIB

Tables	Height Range	Weight Range	Additional Features
GOOD: Electric 2 Stage Single Motor	28" to 47.6"	154 lbs.	Two button remote; Single Motor.
BETTER (2-Stage): Electric 2 Stage Dual Motor	27.2" to 46.5"	220 lbs.	2 Stage; Dual Motor; AntiCollision; Programmable remote.
BEST (3-Stage): Electric Height Adjustable Base 3 Stage Dual Motor	22.8" to 48.4"	275 lbs.	3 Stage; Dual Motor; AntiCollision; Programmable remote.
BEST (3-Stage): Variable Shaped Electric Height Adjustable Base 3 Stage Triple Motor Can adjust 90, 120, and 180 Degree Configurations	22.8" to 48.4"	330 lbs.	3 Stage; Triple Motor; AntiCollision; Programmable remote

Available Base Finishes:



**Holeless Column Design
Now Available!**

Good/Better | 2-Stage
Best | 3-Stage
Best | 3-Stage
Adjustable L Shape



Choose Your Table Base:

All stocked in Black and Silver.

GOOD

Electric 2 Stage Single Motor

LIST

WS214EN

~~-\$849~~

Accommodates 39.4" to 63" wide tops; Stocked in Black and Silver; Feet Included; Two Button Remote

BETTER (2-STAGE)

Electric 2 Stage Dual Motor

LIST

WS223IB

~~-\$1,349~~

Accommodates 47.2" to 78.7" wide tops; Programmable Remote included; Feet included; Stocked in Black, and Silver.

Optional 24" Feet (shown right)


WSHATFEET

~~-\$129~~

For use with 24"Depth worksurfaces; For use with bridges; tight configurations; or certain benching applications. Stocked in Black and Silver.

For use with WS223IB, WS323IB, WS323TIB

Available Base Finishes:



Black



Silver

BEST (3-STAGE)

Electric Height Adjustable Table Base 3 Stage Dual Motor

LIST

WS323IB

~~-\$1,499~~

Accommodates 47.2" to 78.7" wide tops; Programmable Remote included; Feet included; Stocked in Black and Silver.

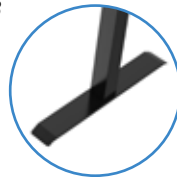
Optional 24" Feet (shown below)

WSHATFEET24

~~-\$129~~

For use with 24"Depth worksurfaces; For use with bridges; tight configurations; or certain benching applications. Stocked in Black and Silver.

For use with WS223IB, WS323IB, WS323TIB



BEST (3-STAGE)

Variable Shaped Electric Height Adjustable Base 3 Stage Triple Motor

LIST

WS323TIB

~~-\$2,299~~

Accommodates 48" to 78" wide tops; Programmable Remote included; Feet included. Stocked in Black and Silver.

90 Degree:

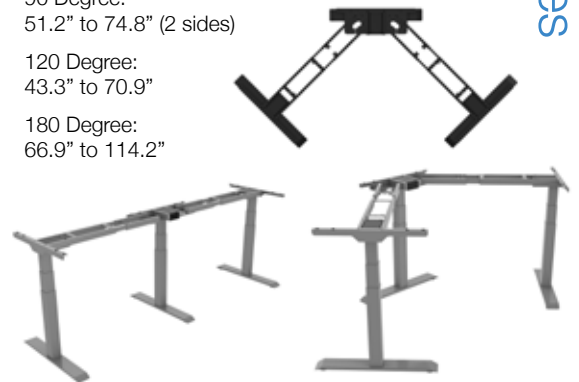
51.2" to 74.8" (2 sides)

120 Degree:

43.3" to 70.9"

180 Degree:

66.9" to 114.2"





Hanging Pedestal with Bracket comes with USB Port (see below)

Choose Your Table Top:


Standard Laminate Tops		LIST
PLT2448	24" x 48"	\$310.00
PLT2460	24" x 60"	\$359.00
PLT2466	24" x 66"	\$359.00
PLT2472	24" x 72"	\$399.00
PLT3048	30" x 48"	\$349.00
PLT3060	30" x 60"	\$449.00
PLT3066	30" x 66"	\$469.00
PLT3072	30" x 72"	\$489.00
PLT3672	36" x 72"	\$579.00



▶ **Freestanding Pedestal CPSBF**
List \$698
Available in Black and Silver.



Available Cushion Fabrics:
PLCUSH1522
List \$199
Fabric options for CPSBF: Gray and Celestial Blue.



◀ **Mini Hanging Pedestal CMPBF**
List \$594
Box/File Pedestal with top holes for mounting with bracket below.
CMPHBUSB
List \$229
Box/File Hanger Bracket w/USB port.

Available Standard Top Finishes:



Optional Accessories:



▲ **Cord Management Under Table Wire Racks**
PLTPWM18
List \$49



▲ **Expandable Wire Management Snake CMS05**
List \$103



Executive Laminate Height Adjustable Desk


PLT3072, PLTHATEP30MOD72, PL110, PL112, PL113, PL1044OH, PLTLPHS27, PL44SGD, PLTAP1554S, PLTSDTMSI
List \$8,063

Introducing the Executive Laminate Height Adjustable Desk.

Get the executive desk look with today's ergonomic benefits. WorkSimpli Electrical Height Adjustable Tables can help promote a healthier and more efficient workplace.

Features:

- 3 mil PVC Tough Edge on all exposed edges
- Coordinating or contrasting top and desk base finishes
- Cord management



A. 30" x 72" Worksurface Top

PLT3072
List ~~\$489~~

Available in Espresso, Modern Walnut, Newport Gray, and Aspen.

B. Deluxe Electric Height Adjustable Desk Base

PLTHATEP30MOD72
List \$3,099


Includes End Panels, Modesty Panel and 3 Stage 2 Motor adjustable Height Base, no feet.

Features 3 stage legs, dual motors. Height range with top 48" to 78". Weight rating 330 lbs. Basic remote. Adjustable glides. Laminate base available in Espresso, Modern Walnut, Newport Gray, and Aspen. Height adjustable legs available in Black and Silver.

Available Desk + Top Finishes:



Available Base Finishes:






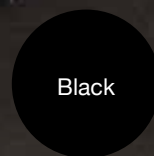
AVAILABLE FINISHES:

Available Top Finishes:

**Not available for all items, call for details.*





Round Post Leg Finishes:



U-Leg and Square Leg Finishes:

**Not available for U-Legs.*





Tables + Presentation

Training Room Tables

Looking for an economical solution to address your boardroom, training and seminar needs?

Our training room tables are stocked in contemporary color laminates with 3mil Dura-Edge detailing. These tables not only provide flexibility and durability but will bring style and warmth to the workplace.

Budget Flip Top Tables are an affordable, highly modular system of freestanding tables which can be configured together to address all your meeting and training room needs. *Stocked in contemporary color laminates with 3-mil Dura-Edge detailing. The Flip Top nesting feature allows storage in much less space than normal tables. These tables provide flexibility and durability while bringing style and warmth to the workplace.*

3 nested tables (shown right)



▲ Flip Top Table

PLT2448, PBF48
~~List \$884 ea.~~





◀ Training Table Workstation

PLT2472(6), PBF72(6)
~~List \$6,528~~

Excludes seating and accessories

Base Finishes:

-  Black
-  Silver



▲ Flip Top Tables

PLT2460(6), PBF60(6)
~~List \$5,988~~

Excludes seating and accessories

Ideal for classroom, meeting and institutional applications, these heavy duty flip top tables provide flexibility and convenience at an outstanding price. *Featuring a quick response lever and locking casters these tables are designed so they may be nested together for easy storage. Tops are available in a variety of finishes; bases available in black and titanium.*

▼ **Flip Top Nesting Tables**

PLT2472(6), PTLF72(6)

List \$8,358

Excludes Seating and Accessories

▼ **Flip Top Nesting Table**

PLT2472, PTLF72, PTLFMOD72


List \$1,462




▼ **Flip Top Nesting Table**

PLT2460, PTLF60, PTLFMOD60

List \$1,342



Base Finishes:



Black



Titanium



▲ **Training Table Workstation**

PLT3060(6), PTLF60(6)

List \$7,818

Excludes Seating and Accessories

Flip Top Nesting Tables:

Laminate Tops (1" Thick)

		LIST
PLT2448	48"W x 24"D	\$319.00
PLT2460	60"W x 24"D	\$359.00
PLT2466	66"W x 24"D	\$399.00
PLT2472	72"W x 24"D	\$399.00
PLT3048	48"W x 30"D	\$349.00
PLT3060	60"W x 30"D	\$449.00
PLT3066	66"W x 30"D	\$469.00
PLT3072	72"W x 30"D	\$489.00

Bases

		LIST
PTLF48	for use with 48" top	\$759.00
PTLF60	for use with 60" top	\$639.00
PTLF72	for use with 72" top	\$904.00

Modesty Panels

		LIST
PTLFMOD48	for 48" base	\$109.00
PTLFMOD60	for 60" base	\$129.00
PTLFMOD72	for 72" base	\$159.00

For use with 24"D and 30" D Tops.



Budget Flip Top Nesting Tables:

Bases

		LIST
PBF48	for use with 48" top	\$565.00
PBF60	for use with 60" top	\$539.00
PBF72	for use with 72" top	\$689.00

For use with 24"D Tops only



Hardware:

Ganging Hardware

		LIST
PLTGC	Ganging Hardware Includes 1 bar and 2 thumb screws	\$49.00 ea.
PLTTS	Thumb Screws (Pack of 4)	\$15.00 per pack



FINISHES:

Available Top Finishes: *Not available for all items, call for details.



Base Finishes:

*For deluxe base only ** For budget base only





▲ Double Sided Training Tables

- PLT2460(4),
- PLTLEGU48(4),
- PLTADJMDB4872(4),
- PLTCBBSINGLE(8)

List \$4,020

Excluding Seating and Accessories

▶ Training Tables

- PLT2472(3),
- PLTPOSTLEGBLK(6),
- PLT72MS(3),
- PLTLMP66 (3)

List \$3,374



Modesty Panels



LIST

PLTLMP48 Laminate Modesty Panel 48"	-\$209.00
PLTLMP54 Laminate Modesty Panel 54"	-\$219.00
PLTLMP60 Laminate Modesty Panel 60"	-\$229.00
PLTLMP66 Laminate Modesty Panel 66"	-\$239.00

Includes brackets for installation.

A listing of Legs and Support Beams can be found on page 39.



◀ Training Table Workstation

- PLT2460(6),
- PLTTLEG24BLK(12),
- PLTCS(12),

List \$6,270

PLTCS—Set of two casters



▶ Deskmount Power Module

- PLTDTPM2U2EGWHT,
- PLTDTPM2U2EGBLK

List \$399

A clean modern look to provide easy power access. Available in black and white. Mounts in 3 positions. Surface/grommet/or clamp. Daisychain compatible. See page 137.

Conference Tables

Half Boat Shaped Table Tops (1.5" Thick)

		LIST
PL237THALF	60"W x 33-48"D	\$762.00
PL238THALF	72"W x 33-48"D	\$1,043.00

Polished Steel Bases

	LIST
PLTRBBASE23BRU	\$551.00
PLTRBPOST41	\$232.00

Two bases needed for each Half Boat Shaped Table Top, as shown.

Square Laminate Table with Tall Cube Base

		LIST
PL139T	48"W x 48"D	\$699.00
PLCUBED2040	41"H	\$599.00

Multipurpose Tables

Laminate Tops (1" Thick)

		LIST
PLT3048	30" x 48"	\$349.00
PLT3060	30" x 60"	\$449.00
PLT3066	30" x 66"	\$469.00
PLT3072	30" x 72"	\$489.00
PLT3672	36" x 72"	\$579.00

More tops shown on page 38.

U legs Bases

	LIST
PLTLEGU24NB41	\$269.00
PLTLEGU48NB41	\$449.00
PLTLEGU4860ILCMB41H	\$799.00
PLTLEGUHALF41H	\$279.00

Beams & brackets needed for proper assembly see page 39.

Desk Beam Supports

		LIST
PLTADJMDB4872	Adjustable main desk beam, Adjusts 48"-72"	\$149.00
PLTMDB72COVER	Main desk beam cover	\$99.00

Connector Beam Brackets

		LIST
PLTCBBSINGLE	Required for each desk beam support and "U" Leg	\$49.00





Laminate Counter Height Tables boasts an attractive and durable laminate surface with PVC DuraEdge detailing that makes these team tables perfect for any application.

Mix and match the table finish with matching or contrasting table top and modesty panel to customize the look that is right for you! Greenguard Certified.



WORKSTATION SHOWN:
PLT3072 (4), PLTMOD4172 (4),
PLTEP4130 (4)
List ~~\$4,708~~

White / Aspen Combination
Excludes seating and accessories



Laminate Counter Height Table

PLT3066, PLTMOD4166, PLTEP4130
List ~~\$1,147~~

White/Newport Gray Combination

Tops

MODEL #	DIMENSIONS	LIST
PLT3060	60"W x 30"D	\$449.00
PLT3066	66"W x 30"D	\$469.00
PLT3072	72"W x 30"D	\$489.00
PLT3672	72"W x 36"D	\$579.00

Tops available in all colors, see page 38 for complete list.
Must be ordered to build desk

Modesty Panels

MODEL #	DESCRIPTION	LIST
PLTMOD4160	60" Modesty Panel for 41"H Modesty Panel	\$259.00
PLTMOD4166	66" Modesty Panel for 41"H Modesty Panel	\$279.00
PLTMOD4172	72" Modesty Panel for 41"H Modesty Panel	\$289.00

Must be ordered to build desk

End Panels (Sold in Pairs)

MODEL #	DESCRIPTION	LIST
PLTEP4130	41" H End Panel for 30"D Tops (2 Pc/Set)	\$399.00
PLTEP4136	41" H End Panel for 36"D Tops (2 Pc/Set)	\$469.00

Must be ordered to build desk

Available Laminate Finishes for Modesty Panels & End Panels:

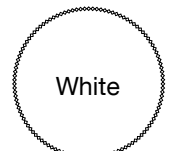




Table Tops are constructed using the highest quality thermally fused Melamine Laminates and edged with 3 mil PVC Tough Edge providing unparalleled durability and beauty.

FEATURES:

- *Designer look with value pricing*
- *Wide assortment of top finishes, and base styles*



▲ **Cafe Height Table**

PLT36R, PLTXBM3341BLK

List \$668

Overall Dimensions

36"R x 42"H

Excludes seating



◀ **Cafe Height Table**

PLT36R,
PLTRBPOST41BRU,
PLTRBBASE23BRU

List \$1,052

Overall Dimensions

36"R x 42"H

Excludes seating

▶ **Conference Table with "X" Base**

PLT36R, PLWXB36/42

List \$508

Shown with laminate X-Base.

Overall Dimensions

36"R x 29.5"H



Choose Your Top:



Glass tops only, base is not list on this page. See page 66 for post and base options.

Multipurpose Tables

A. Round Table Tops—1" Thick (shown above)

MODEL #V	DESCRIPTION	LIST
PLT24R	24" Round Top	\$179.00
PLT30R	30" Round Top	\$199.00
PLT36R	36" Round Top	\$269.00
PLT42R	42" Round Top	\$299.00
PLT48R	48" Round Top	\$359.00
PGT24RCLEAR*	24" Glass Round Top	\$565.00
PGT36RCLEAR*	36" Glass Round Top	\$737.00

*Only work with C&D on page 66

B. Rectangular Table Tops—1" Thick (shown above)

MODEL #	DESCRIPTION	LIST
PLT2460	24" x 60"	\$359.00
PLT2466	24" x 66"	\$399.00
PLT2472	24" x 72"	\$399.00
PLT3060	30" x 60"	\$449.00
PLT3066	30" x 66"	\$469.00
PLT3072	30" x 72"	\$489.00
PLT3672	36" x 72"	\$579.00

C. Square Tops—1" Thick (shown above)

MODEL #	DESCRIPTION	LIST
PLT24S	24" Square Top	\$179.00
PLT30S	30" Square Top	\$199.00
PLT36S	36"W x 36"D	\$269.00
PLT42S	42"W x 42"D	\$299.00

Conference Tables

D. Boat Shape Conference Tops—1.5" Thick (not shown)

MODEL #	DESCRIPTION	DIMENSION	LIST
PL235T	6' Boat Shape Top	71"W x 35"D	\$599.00
PL236T	8' Boat Shape Top	95"W x 44"D	\$790.00
PL237THALF*	5' Boat Shape Top	60"W x 48"D	\$762.00
PL238THALF*	6' Boat Shape Top	71"W x 48"D	\$999.00

*Two PL237THALF and PL238THALF needed to make a 10' or 12' Table

E. Racetrack Conference Tops—1.5" Thick (not shown)


MODEL #	DESCRIPTION	DIMENSION	LIST
PL135T	6' Racetrack Top	71"W x 35"D	\$599.00
PL136T	8' Racetrack Top	95"W x 44"D	\$790.00
PL137THALF*	5' Racetrack Top	60"W x 48"D	\$762.00
PL138THALF*	6' Racetrack Top	71"W x 48"D	\$999.00

*Two PL137THALF and PL138THALF needed to make a 10' or 12' Table

F. Square top & extended table adder—1.5" Thick (not shown)

MODEL #	DESCRIPTION	DIMENSION	LIST
PL139T	4 Square Top Section	47.25"W x 47.25"D	\$699.00

Available Finishes: *Not available for all items, call for details.





Metal Legs & Supports:



T-Leg		LIST
PLTTLEG24BLK	T Style Leg Base 24" Black	-\$299.00
PLTTLEG30BLK	T Style Leg Base 30" Black	-\$349.00
*PLTCS24	Optional Casters (2)	-\$29.00

*Locking and non-locking casters

Post Legs & Support Beams		LIST
*PLTPOSTLEGBLK	Round Post Leg (Pair), Black	-\$207.00
*PLTPOSTLEGSIL	Round Post Leg (Pair), Silver	-\$207.00
PLTSQPOSTLEGBLK	Square Post Leg (Single), Black	-\$99.00
PLTSQPOSTLEGSIL	Square Post Leg (Single), Silver	-\$99.00
PLTSQPOSTLEGWHT	Square Post Leg (Single), White	-\$99.00
PLT60MS	Support beam for 60" & 66" tops	-\$59.00
PLT72MS	Support beam for 72" tops	-\$73.00

*Sold and boxed in pairs


V-Legs & Support Beams		LIST
PLTLEGV2430	V-Leg for 24"D or 30"D Desk tops	-\$229.00
PLTLEGV3642	36"W or 42"D	-\$297.00
PLTLEGV4860	V-Leg for 36"D desk tops	-\$363.00
	48"W or 60"D	
	V-Leg for two 24"D or 30"D shared tops	
PLTLEGV417	V-Leg for Round Tops	-\$229.00
	17"H	
PLTLEGVR	Tri-Leg set for Round Tops	-\$311.00
	36"-48"	

U-Legs & Support Beams		LIST
PLTLEGU24NB	U-Leg for 24"D Table Tops	-\$219.00
PLTLEGU30NB	U-Leg for 30"D Table Tops	-\$249.00
PLTLEGU36	U-Leg for 36"D Table tops	-\$389.00
PLTLEGU48	U-Leg for 48"D Table tops	-\$399.00
PLTLEGU60	U-Leg for 60"D Table tops	-\$439.00
PLTLEGU4860ILCMB	Benching Inset Leg	-\$699.00
PLTLEGUHALF	Half U Leg	-\$199.00

Tall U Leg – Silver Only		LIST
PLTLEGU24NB41	24"W X 41"H	-\$269.00
PLTLEGU30NB41	30"W X 41"H	-\$299.00
PLTLEGU48NB41	48"W X 41"H	-\$449.00
PLTLEGU4860ILCMB41	Benching Inset Leg 41"H	-\$799.00
PLTLEGUHALFH41	41"H Half leg	-\$279.00

Support Beams and Brackets		LIST
PLTCBBSINGLE	Connecting Beam Bracket	-\$49.00 ea.
PLTADJMDB4872	Adjustable Main desk beam—adjusts 48"-72"	-\$149.00
PLTADJRB6072SIL	Adjustable Return Beam—adjusts 60"-72", must use with PLTRBBSIL	-\$199.00
PLTRETSSUPPORT	Return Support Bracket for 36"W and 42"W return tops	-\$59.00 ea.

Available Base Finishes:
Not available on all items



Components

Choose Your Base:



A.



B.



C.

**Must order post and Round Base Plate*




D.

**Must order post and X-Base*



E.



F.

A. Laminate X-Bases

MODEL #	DESCRIPTION	LIST
PLWXB36/42	For 36" and 42" Tops	\$239.00
PLWXB48	For 48" Tops	\$299.00

B. Cross Bases + Posts

Available in Black Only

MODEL #	DESCRIPTION	LIST
PLTXBM24BLK	24" Spread / 29"H	\$329.00
PLTXBM33BLK	33" Spread / 29"H	\$372.00
PLTXBM3341BLK	33" Spread / 41"H	\$399.00

C. Polished Steel Bases*

MODEL #	DESCRIPTION	LIST
PLTRBPOST19	19"H Post Fits 24", 30" and 36" Tops	\$162.00
PLTRBPOST28	29"H Post Fits 30", 36" and 42" Tops	\$199.00
PLTRBPOST41	41"H Post Fits 30", 36" and 42" Tops	\$232.00
*PLTRBBASE23BRU	23" Spread/Base Round Base	\$551.00

**(1) required for each post for the Polished Steel Bases.*

D. X- Bases + Posts in Brushed Steel*

MODEL #	DESCRIPTION	LIST
PLTXBPOST19BRU	19"H Post Fits 24", 30" and 36" Round Tops	\$197.00
PLTXBPOST28BRU	29"H Post Fits 30", 36", and 42" Round Tops	\$230.00
PLTXBPOST41BRU	41"H Post Fits 30", 36" and 42" Tops	\$344.00
*PLTXBBASE23BRU	23" Spread Fits 24" and 30" Tops	\$572.00
*PLTXBBASE30RU	30" Spread Fits 36" and 42" Tops	\$766.00

**(1) Required for each post for the X-Bases in Brushed Steel.*

E. Cubed Base with Door + Top

MODEL #	DESCRIPTION	LIST
PLCUBED20	25"D x 28"H Cube Base with Door	\$549.00
PLCUBED2040	31"W x 25"D x 41"H Square Base with Door	\$599.00
PL139T	48"W x 48"D Top	\$699.00

F. Palmer House Base

MODEL #	DESCRIPTION	LIST
PLTBTB32BRU	29"H Brushed Steel Base	\$1,099.00 ea.
PLTBTB32BLK	29"H Black Steel Base	\$1,099.00 ea.



Oval Racetrack Laminate Conference Tables with Slab Bases

Laminate Conference Tables

Oval Racetrack Laminate Conference Tables with Laminate panel base

		LIST
PL6OV	71"W x 35"D	\$943.00
PL8OV	95"W x 44"D	\$1,348.00
PL10OV	120"W x 48"D	\$2,172.00
PL12OV	144"W x 48"D	\$3,003.00
PL14OV	168"W x 48"D	\$3,505.00
PL16OV	192"W x 48"D	\$4,087.00
PL18OV	216"W x 48"D	\$4,589.00
PL20OV	240"W x 48"D	\$5,171.00

Oval Racetrack Laminate Conference Tables with Elliptical Style Bases

		LIST
PL8OVE	95"W x 44"D	\$2,338.00
PL10OVE	120"W x 48"D	\$3,072.00
PL12OVE	144"W x 48"D	\$4,245.00
PL14OVE	168"W x 48"D	\$5,358.00
PL16OVE	192"W x 48"D	\$5,852.00
PL18OVE	216"W x 48"D	\$6,965.00
PL20OVE	240"W x 48"D	\$7,459.00

Elliptical Metal accents: MAH/CHY in Black, ESP/MWN/WHT/NPG in Silver

Boat Shaped Laminate Conference Tables with Laminate panel base

		LIST
PL6B	71"W x 35"D	\$943.00
PL8B	95"W x 35-44"D	\$1,348.00
PL10B	120"W x 33-48"D	\$2,172.00
PL12B	144"W x 33-48"D	\$3,003.00
PL14B	168"W x 33-48"D	\$3,505.00
PL16B	192"W x 33-48"D	\$4,087.00
PL18B	216"W x 33-48"D	\$4,589.00
PL20B	240"W x 33-48"D	\$5,171.00



Boat Shaped Laminate Conference Tables with Elliptical Bases

Boat Shaped Laminate Conference Tables with Elliptical Style Bases

		LIST
PL8BE	95"W x 35-44"D	\$2,338.00
PL10BE	120"W x 33-48"D	\$3,072.00
PL12BE	144"W x 33-48"D	\$4,245.00
PL14BE	168"W x 33-48"D	\$5,358.00
PL16BE	192"W x 33-48"D	\$5,852.00
PL18BE	216"W x 33-48"D	\$6,965.00
PL20BE	240"W x 33-48"D	\$7,459.00

Elliptical Metal accents: MAH/CHY/APN in Black

Boat Shaped Laminate Conference Tables with Cube Bases

		LIST
PLCBS8CUBED	95"W x 35-44"D	\$1,888.00
PLCBS10CUBED	120"W x 33-48"D	\$2,622.00
PLCBS12CUBED	144"W x 33-48"D	\$3,184.00
PLCBS14CUBED	168"W x 33-48"D	\$3,870.00
PLCBS16CUBED	192"W x 33-48"D	\$4,432.00
PLCBS18CUBED	216"W x 33-48"D	\$5,118.00
PLCBS20CUBED	240"W x 33-48"D	\$5,680.00

Available with Oval Shaped Tops

Square Laminate Conference Table with Cube Base

		LIST
PL139T/PLCUBED20	48"W x 48"D	\$1,248.00

Cube Bases with Door

		LIST
PLCUBED20	25"W x 25"W x 28"H	\$549.00
PLCUBED2040	25"W x 25"D x 40"H	\$599.00

Storage Cabinet

		LIST
PL113	35.5"W x 22"D x 29"H	\$748.00

Buffet Credenza

		LIST
PL172**	35.5"W x 22"D 38"H	\$1,849.00
PL110*	71"W x 22"D	\$332.00

*71"W top that creates a single surface for the tops of two 35.5" cabinets



Square Laminate Conference Table with Cube Base

See page 65 for all available base finishes.



Palmer House Boat Shaped Conference Table

PL238THALF(2), PLTBTB32BRU(3)
List \$5,383

Overall Dimensions
144"W x 33-48"D

Attractive and durable laminate surfaces with PVC DuraEdge detail make these conference tables perfect for any application.

All table tops come standard with a grommet cut out and grommet cover.

Palmer House Conference Tables

Boat Shaped Laminate Conference Tables with Palmer House Brush Steel Bases

		LIST
PLCBS8PH	95"W x 33-44"D	\$2,998.00
PLCBS10PH	120"W x 33-48"D	\$4,821.00
PLCBS12PH	144"W x 33-48"D	\$5,383.00
PLCBS14PH	168"W x 33-48"D	\$6,619.00
PLCBS16PH	192"W x 33-48"D	\$7,181.00
PLCBS18PH	216"W x 33-48"D	\$8,417.00
PLCBS20PH	240"W x 33-48"D	\$8,979.00

**Available with Oval Shaped Tops




Palmer House Brush Metal and Black Steel Base

		LIST
PLTBTB32BRU	29"H Brushed Steel Base	1,099.00 ea.
PLTBTB32BLK	29"H Brushed Steel Base	1,099.00 ea.



TABLE FEATURES:

Available Finishes: *Not all top sizes are available in each color finish. Call for details.





▲ **Cube Base Conference Table**
PL139T(3), PLCUBED20(3)
~~List \$3,744~~
Overall Dimensions
144"W x 48"D

Attractive and durable laminate surfaces with PVC DuraEdge detail make these conference tables perfect for any application.



Standard 29.5"H

◀ **Cube Base Conference Table**
PL139T, PLCUBED20
~~List \$1,248~~
Overall Dimensions
48"W x 48"D



◀ **Boat Shaped Laminate Conference Table with Cube Bases**
PLCBS10CUBED
~~List \$2,622~~
Overall Dimensions
120"W x 33-48"D



▲ **Power Module**
PLTBPOWER
~~List \$699~~
Features: 2 UL Power, 1 CAT, 6 DATA, 1 Telephone, 1 HDMI (2.0), 1 USB (3.0), 1 Dual USB Charger (max 2.5A). Professional installation required. Available in Silver and Black.

== TABLE FEATURES:

- Wood construction with laminate finish
- Basic concept at fantastic value
- Enduring quality and beauty

Available Finishes:
*Not all top sizes are available in each color finish. Call for details.





◀ **Boat Shape Conference Table**

PL14B
List \$3,505

Overall Dimensions
168"W x 33-48"D

▼ **Oval Shape Conference Table**

PL100V
List \$2,172

Overall Dimensions
95"W x 35-44"D



Oval Racetrack Conference Table

PL140V
List \$3,505

Overall Dimensions
168"W x 48"D



Pictured with Half Boat Shaped Tops and "V" Legs.
Excludes Seating and Accessories



Power Wall Standard Features:

- Built-in wire management
- Supports up to 50" TV
- Accommodates both 29" & 41" table heights
- PL214 and PL215 has a completed back structure to allow for stand alone application (when mounted to a table top)

Power Wall Unit with Cabinet and Lectern

MODEL #	DESCRIPTION	DIMENSIONS	LIST
PL214	Power Panel	47.25"W x 2.75"D x 71.25"H	\$1,368.00
PL213	Power Cabinet	29.5"W x 8"D x 28.5"H	\$488.00
PL215	Power Riser	29.5"W x 8"D x 11.5"H	\$228.00

Power Wall/Cabinet/Riser - Finishes In Stock:
Dark Gray with Black Pulls, White with Silver Pulls

Cabinet Pulls and Grommet Covers: Silver on White and Black on Gray



Mobile Lectern

PL216
List \$899

3 adjustable shelves, 1 grommet per shelf, casters (2 locking). Top shelf can be flat for laptop/projector or angled for easy reading of papers.

Available in Aspen, Cherry, Dark Grey, Espresso, Mahogany and Walnut.

Overall Dimensions
23" W x 23"D x 46"H



Diamond Reeded Edge Profile:



The Contemporary Collection— Conference Rooms


Whether you need a large conference table, a small meeting table or storage, Rudnick has just what you need. They have created beautiful high quality conference tables that provides maximum durability.

Finishes Available:



Veneer Conference Tables

MODEL #	DESCRIPTION	DIMENSIONS	LIST
A. SO RT72	6' Race Track Conference Table with Panel Base	6' x 36"W x 29"H	\$1,649.00
B. SO RT96D	8' Race Track Conference Table with D Base; two piece top	8' x 42"W x 29"H	\$2,399.00
C. SO RT120D	10' Race Track Conference Table with D Base; two piece top	10' x 46"W x 29"H	\$2,899.00
D. SO RT144D	12' Race Track Conference Table with D Base; two piece top	12' x 46"W x 29"H	\$3,249.00
E. SO BS72	6' Boat Shaped Conference Table with Panel Base	6' x 36"W x 29"H	\$1,649.00
F. SO BS96	8' Boat Shaped Conference Table with Panel Base; two piece top	8' x 42"W x 29"H	\$2,199.00
G. SO BS120	10' Boat Shaped Conference Table with Panel Base; two piece top	10' x 46"W x 29"H	\$2,899.00
H. SO BS144	12' Boat Shaped Conference Table with Panel Base; two piece top	12' x 46"W x 29"H	\$2,999.00
I. SO RD36	Round Table with X Base	36"D x 29"H	\$1,099.00
J. SO RD42D	Round Table with Drum Base	42"D x 29"H	\$1,506.00



A.

Veneer Storage

MODEL #	DESCRIPTION	DIMENSIONS	LIST
K. SO ALP24	4 Drawer Lateral File	36"W x 20"D x 53"H	\$3,805.00
L. SO ALP12	2 Drawer Lateral File	36"W x 20"D x 29"H	\$2,379.00
M. *SO ALP13	2 Door Cabinet	36"W x 20"D x 29"H	\$1,289.00
N. *SO ALP35	Stack-On Lat. File Bookcase	36"W x 13"D x 39"H	\$829.00
O. *SO ALP50	4 Door Storage Credenza	72"W x 20"D x 29"H	\$2,269.00
P. *SO ALP10	2 Drawer Lateral File / Storage Cabinet	72"W x 20"D x 29"H	\$3,495.00
Q. *SO ALP30	Lateral File Credenza	72"W x 20"D x 29"H	\$4,499.00
R. *SO ALP55	Bookcase (3 shelves)	36"W x 13"D x 48"H	\$1,099.00
S. *SO ALP56	Bookcase (5 shelves)	36"W x 13"D x 68"H	\$1,369.00
T. *SO ALP58	Door Kit (for SOALP56 ONLY)	36"W x 24"H	\$389.00
U. SO ALP19	Presentation Cabinet	48"W x 5"D x 50"H	\$2,049.00



L.

*Assembly required



M.

Pricing subject to change.

Additional special order items available, call for more information. (SO)





Seating

Reception

With the Fringe Series, you create spaces where people actually want to be. Whether it is in a corporate setting, community area, or in an education or healthcare environment, Fringe delivers privacy, openness, comfort, style, and extreme flexibility from a single lounge collection.



▲ **Hagen Reception Seating**

9074, 9071(2), PLT30R, PLT24R,
PLTRBBASE23BRU(2), PLTRBPOST19BRU(2)
List \$7,579

Hagen Reception Seating

The perfect complement to the contemporary work space or home. Hagen features a wide open architecture, mid-century modern design and outstanding comfort. Heavy duty spring construction and deep cushioning.



Hagen Reception Seating

MODEL #	QTY	DESCRIPTION	DIMENSIONS	LIST
9074	1	Sofa	66.25"W x 30.75"D x 32.25"H	\$2,793.00
9071	2	Club Chair	30.75"W x 30.75"D x 32.25"H	\$1,491.00
PLT24R	1	Round Top	24"W	\$179.00
PLT30R	1	Round Top	30"W	\$199.00
PLTRBBASE23BRU	2	Round Base	23" D	\$551.00
PLTRBPOST19BRU	2	19" Post		\$162.00

Available Designer Fabric:

Taupe

Slate

Black Vinyl

NEW



▲ Tribeca Reception Seating

9683, 9682, 9681, PL219, PL220

List ~~\$9,167~~

Tribeca Reception Seating


Sleek European styling makes Tribeca Reception Seating the perfect choice for office or home. Featuring contemporary design, durable construction and outstanding comfort, Tribeca offers exceptional quality and value. Stocked in Black Bonded Leather.



Tribeca Reception Seating

MODEL #	DESCRIPTION	DIMENSIONS	LIST
9683	Sofa	70"W x 29"D x 32"H	-\$3,552.00
9682	Loveseat	50"W x 29"D x 32"H	-\$2,699.00
9681	Club Chair	30"W x 29"D x 32"H	-\$1,918.00
PL219	Coffee Table	47.25"W x 23.5"D x 16.75"H	-\$599.00
PL220	End Table	23.5"W x 19.75"H	-\$399.00

Available
Bonded
Leather:





Fuse Reception Seating

Contemporary styling and a modular design makes Fuse Seating the perfect fit for any office environment. Customize your layout by choosing from the components which best suit your needs. Brushed Metal Legs. Available in designer fabrics.



A. Single Seat, No Arms

MODEL #	DESCRIPTION	LIST
9780STCH	24"W x 29.5"D x 31.5"H	\$1,112.00
9780BLK	24"W x 29.5"D x 31.5"H	\$1,112.00

B. Single Arm

MODEL #	DESCRIPTION	LIST
9780ARMCH**	6"W Works left or right	\$405.00
9780ARMBLK	6"W Works left or right	\$405.00

C. Single Arm with USB Charging Station

MODEL #	DESCRIPTION	LIST
9780ARMUSBCH**	Features 2 USB ports	\$613.00
9780ARMUSBBLK	Features 2 USB ports	\$613.00

D. 45° Corner Seat

MODEL #	DESCRIPTION	LIST
9785STCH	31"W x 29.5"D x 31.5"H	\$1,185.00
9785BLK	31"W x 29.5"D x 31.5"H	\$1,185.00

E. Ottoman Available in Charcoal, Stone, and Black Vinyl

MODEL #	DESCRIPTION	LIST
9786ST*	30.25"W x 25"D x 19.75"H	\$915.00
9786CH**	30.25"W x 25"D x 19.75"H	\$915.00
9786BLK	30.25"W x 25"D x 19.75"H	\$915.00

F. 90° Corner Seat

MODEL #	DESCRIPTION	LIST
9784STCH	30"W x 30"D x 31.5"H	\$1,455.00
9784BLK	30"W x 30"D x 31.5"H	\$1,455.00



Designer Felt Fabric:

- Stone*
- Charcoal**
- Black Vinyl **NEW**



Compose Reception Seating

Contemporary styling and a modular design makes Compose Seating the perfect fit for any office environment. Customize your layout by choosing from the components which best suit your needs. Available in designer black bonded leather.



MODEL #	DESCRIPTION	DIMENSIONS	LIST
A. 9991	Club Chair	30.25"W x 29.5"D x 31"H	\$1,622.00
B. 9994L	Left Arm Single Seat	30.25"W x 29.5"D x 31"H	\$1,570.00
C. 9994R	Right Arm Single Seat	30.25"W x 29.5"D x 31"H	\$1,570.00
D. 9990	Single Seat, no arms	30.25"W x 30"D x 31"H	\$1,528.00
E. 9995	Corner	30.25"W x 30"D x 31"H	\$1,653.00
F. 9996	Ottoman	29.5"W x 29.5"D x 19"H	\$1,206.00
G. PL9997	Table	29.5"W x 29.5"D x 19"H	\$479.00
H. PL9998	Table Base	29.5"W x 29.5"D x 19"H	\$259.00
I. PL9999	Laminate Base (4 color options)		\$89.00
J. PLPEDCASTER	Casters for laminate table (Optional)		\$59.00

Club Chair

9991
List \$1,622

Overall Dimensions
30.25"W x 29.5"D x 31"H



A.



F.

Available Seating Material:

Black Bonded Leather



Laminate Occasional Tables

Beautifully finished with hardwood edges and surfaces of selected veneers.



▲ Laminate End Table

PL120
List \$322-

Overall Dimensions
24"W x 24"D x 20"H

Available in Mahogany, Aspen, Cherry, Espresso, Modern Walnut, and Newport Grey.



▲ Laminate Top with Solid Wood Base End Table

PL220
List \$399-

Overall Dimensions
23.5"W x 19.75"H

Available in Aspen, Mahogany, Cherry, Espresso, Modern Walnut, and Newport Grey.



▲ Laminate Top with Solid Wood Base Coffee Table

PL219
List \$599-

Overall Dimensions
47.25"W x 23.5"D x 16.75"H

Available in Aspen, Mahogany, Cherry, Espresso, Modern Walnut, and Newport Grey.



▲ Reception End Table

PL9997
List \$479-

Overall Dimensions
29.5 W x 29.5 D x 12.5"H

Available in Mahogany, Aspen, Cherry, Espresso, Modern Walnut, and Newport Grey.



▲ Reception End Table Metal Base

PL9998
List \$259-

Overall Dimensions
28.75"W x 28.75"D x 5.75"H

Used with PL9997.



▲ Reception End Table Laminate Base

PL9999
List \$89-

Overall Dimensions
25.2"W x 25.2"H x 2 7/8"H

Available in Aspen, Mahogany, Cherry, Espresso, Modern Walnut, and Newport Grey.

Available Finishes:



Angled and Rod Table Bases

A contemporary style to end and occasional tables, these bases can be paired with either round or square tops.

See page 65 for table top options and pricing.



Angled End Table Base

PLTLEGV417
List \$229-

Overall Dimensions
18"H base

Angled legs available in black, silver and white. This leg works well with a 24", 30" or 36" top to create an end table. It can also work well as coffee table by using a 24" x 48" table top.



◀ Rod Table Base

PLTWMBASE3636BLK
List \$229-

Overall Dimensions
31.1"W x 31.1"D x 15"H
Fits a 36" top

Available in Black



◀ Rod Table Base

PLTWMBASE3030BLK
List \$199-

Overall Dimensions
25.12"W x 25.12"D x 15"H
Fits a 30" top

Available in Black



◀ Rod Table Base

PLTWMBASE2448BLK
List \$299-

Overall Dimensions
18.75"W x 37.64"D x 15"H
Fits a 24" x 48" top

Available in Black



▶ Rod Table Base

PLTWMBASE2424BLK
List \$189-

Overall Dimensions
20.71"W x 20.71"D x 18.98"H
Fits a 24" top

Available in Black



*All list prices shown is for bases only.



Seating

Chairs

Simple. Contemporary. Affordable.

▶ **Stormy / Executive High Back Chair with Adjustable Lumbar**

74011
List \$1,247-


Overall Dimensions
26.75"W x 28.25"D x 37.75-40.5"H

Seat Dimensions
20.75" W x 19.5"D x 19.5-22.5"H

Stocked in Black and Grey Bonded Leather.

A | B | C | D | E | O



◀ **Acura** 

SOXSL17743
List \$909-

Overall Dimensions
27"W x 28"D x 48-51.5"H

Seat Dimensions
21.5" W x 21"D x 19-22.5"H

Available in Black and Grey.

A | B | C | D | E

Denmark / Executive High Back Swivel Chair

XSL18943C
List \$1,039

Overall Dimensions
28"W x 33"D x 41.75-45"H

Seat Dimensions
19.5" W x 19.75"D x 19-22"H

Stocked in Black, Grey, and Beige Leather

A | B | C | D | E



Denmark / Mid Back Swivel Chair

XSL18953C
List \$997-

Overall Dimensions
28"W x 33"D x 41.75-45"H

Seat Dimensions
19.5" W x 19.75"D x 19-22"H

Stocked in Black, and Grey Leather

A | B | C | D | E



Weaver / Executive Swivel

XSL19323BKW
List \$821-

Overall Dimensions
27"W x 29.5"D x 43-46"H

Seat Dimensions
18.5"W x 18.5"D x 19-22"H

High back with contrast stitching. Black soft leather-like vinyl with Silver frame.

A | B | C | D | E



Nelson / Executive Syncro-Tilt Swivel

XSL17763 BRN
List \$1,039

Overall Dimensions
28"W x 27"D x 44-46.5"H

Seat Dimensions
20" W x 20.5"D x 18.5-22"H

Hinged arm with Syncro-Tilt allows seat and back to move at a 2 to 1 ratio. Can be locked in any upright position. Stocked in Bomber Brown with Charcoal Frame

A | B | C | D | E





▲ Barrett / Executive High Back Swivel

68011 BLKSIL

List \$831

Overall Dimensions

28"W x 33"D x 41.75-45"H

Seat Dimensions

19.5" W x 19.75"D x 19-22"H

Stocked in Black Bonded Leather

A | B | C | D | E

▼ Bell / Executive High Back

XSL3265

List \$1,091

Overall Dimensions

27"W x 31.5"D x 43.5-46.5"H

Seat Dimensions

20"D x 19.5-22.5"H

Stocked in Black Vinyl on Chrome Frame.

A | B | C | D | E



▶ Hanson / Executive Tilt-back Swivel

XSL26022 BRN

List \$799

Overall Dimensions

27"W x 31"D x 45-48"H

Seat Dimensions

20.5" W x 19.5"D x 21-24"H

Stocked in Bomber Brown Bonded Leather with Charcoal Frame.

A | B | C | D | E



◀ **Presta / Basic Task Chair**

5021

List \$669

Overall Dimensions

20.5"W x 19.75"D x 17.75-40.5"H

Seat Dimensions

20.5"W x 19.75"D x 17-20.5"H

Stocked in Black Leathertek.

A | B | C | D | E



▲ **Elond / High Back Executive with Arms**

XSL17103BLK

List \$879

Overall Dimensions

27.5"W x 31"D x 44.5-47.5"H

Seat Dimensions

21" W x 20.5"D x 18.5-21.5"H

Stocked in Black Care Soft Plus Leather.
Pneumatic Height Adjustment.

A | B | C | D | E



◀ **Baron / Executive Swivel Chair**

XSL16213BLK

List \$561

Overall Dimensions

27"W x 27"D x 40.5-44"H

Seat Dimensions

20"W x 19"D x 18-21.5"H

Stocked in Black Care Soft Plus Leather.

A | B | C | D | E



◀ **Aspire / Executive Arm Chair**

5111

List \$571

Overall Dimensions

24.75"W x 28.5"D x 37.5-41"H

Seat Dimensions

20" W x 20"D x 17-20.5"H

Stocked in Black Bonded Leather.
Pneumatic Seat Height Adjustment.

A | B | C | D | E



◀ Glance / High Back Swivel Chair

XSL15803BLK
List \$705

Overall Dimensions
27"W x 32.5"D x 43.5-47"H

Seat Dimensions
20.5"W x 20"D x 20-23.5"H

Stocked in Black Care Soft Plus Leather.

A | B | C | D | E



▶ Tarragon / Executive High Back with Adjustable Arms

XSL1461BK
List \$1,039

Overall Dimensions
27"W x 29"D x 41-47"H

Seat Dimensions
20"W x 18.5"D x 19.5 – 22.5"H

Stocked in Black Vinyl With Fabric Insert.
Pneumatic Seat Height Adjustment.

A | B | C | D | E | R

▶ Evard / Leather Plus Executive Chair Grey

XSL20203
List \$769

Overall Dimensions
27"W x 29"D x 41"-44"H

Seat Dimensions
20.5"W x 20"D x 19-22"H

Available in Grey and Black

A | B | C | D | E





▶ **Presidio / Mid Back**

XSL15013
List \$717-

Overall Dimensions
27"W x 28.5"D x 39.5-43"H

Seat Dimensions
21"W x 19"D x 20-23.5"H

Mid Back Manger Leather Plus with extra lumbar support; padded armrests. Available in Grey and Black.

A | B | C | D | E



▲ **Presidio / Executive**

XSL15003
List \$799-

Overall Dimensions
27"W x 28.5"D x 43.5-47" H

Seat Dimensions
21"W x 19"D x 20-23.5"H

High back executive Leather Plus with extra lumbar support; padded armrests. Available in Grey and Black.

A | B | C | D | E

▶ **Vigo / Armed Managers Ribbed Cushion Design**

XSL19067
List \$599-

Overall Dimensions
23"W x 26"D x 35.5-38.5"H

Seat Dimensions
20"W x 18"D x 17-20"H

Available in Black and Grey.

A | B | C | D | E



▼ **Vigo / Armless Managers Ribbed Cushion Design**

SOXSL19069CBK
List \$539-

Overall Dimensions
20"W x 26"D x 35.5-38.5"H

Seat Dimensions
20"W x 18"D x 17-20"H

Available in Black only.

A | B | C | D | E



◀ **Vigo / Matching Side Chair (sold in pairs)**

SOXSL19073C
List \$949-per pair-

Overall Dimensions
23"W x 24.5"D x 37.5"H

Seat Dimensions
20"W x 18"D x 19"H

Available in Black and Grey.

Big + Tall Heavy Duty Seating

Comfortable seating designed for big and tall users featuring generous proportions and thick padding throughout and heavy duty under constructure.



400 lbs
Weight
Capacity

▲ Big + Tall Executive Task with Arms

44088

List ~~\$1,195~~

Overall Dimensions

28.75"W x 27.25"D x 41.75-44.75"H

Seat Dimensions

22.5" W x 18.75"D x 17.75-20.75"H

Stocked in Black Fabric seat with Black Mesh back.

A | B | C | D | E | R

350 lbs
Weight
Capacity



▶ Heavy Duty Executive Multifunction with Arms

6004

List ~~\$1,143~~

Overall Dimensions

27.25"W x 25.5"D x 37.5-42.5"H

Seat Dimensions

20.5" W x 18"D x 19-24"H

Stocked in Black Fabric seat with Black Mesh back.

A | B | C | D | E | F | K | L | M | P | Q | S



400 lbs
Weight
Capacity

◀ Big + Tall Swivel Arm Chair

XSL1985BLK

List ~~\$1,243~~

Overall Dimensions

31"W x 32"D x 44-47"H

Seat Dimensions

23" W x 21.5"D x 19-22"H

Stocked in Black Soft Leather Plus Vinyl.

A | B | C | D | E

▼ **Lure**

XSL1993BK
List \$1,039

400 lbs
Weight
Capacity

Overall Dimensions
29"W x 30"D x 40"-43"H

Seat Dimensions
22.5"W x 20.5"D x 18.5-21.5"H

Stocked in Black Fabric Seat; 400 lbs. capacity

A | B | C | D | E
F | K | L | M | R



▲ **Big Jo**
SOXSL1399BK
List \$1,279-

400 lbs
Weight
Capacity

Overall Dimensions
30"W x 27"D x 40.5-44"H

Seat Dimensions
21.5"W x 19.5"D x 21-24.5"H

Back is black mesh seat black Leather Plus, curved ergonomic back, adjustable lumbar support, 27" black steel base, 400lbs. capacity

A | B | C | D | R | S



400 lbs
Weight
Capacity

◀ **Hickory / Executive**
Big & Tall – Heavy duty

XSL1983BK,
SOXSL1983DG
List \$1,171-

Overall Dimensions
33.5"W x 31"D x 43-45.5"H

Seat Dimensions
22.5"W x 19"D x 19"-22"H

Stocked in Black Carosoft vinyl and padded arms. Grey, and Brown are available by special order. Pneumatic Seat Height Adjustment; 400lbs. capacity

A | B | C | D | E



Denim Blue
SODHS9701DWNV



Slate Grey
SODHS9701DWSG



Champagne
SODHS9701DWCMP



Oxblood Vinyl
DHS9701MOX

◀ Chambers / Executive Swivel

DHS9701MOX, DHS9701MBK,
SODHS9701DWNV,
SODHS9701DWSG, SODHS9701DWCMP
List \$1,056-

Overall Dimensions
27" W x 28" D x 43-47" H

Seat Dimensions
24" W x 21" D x 20-23" H

Stocked in Black and Oxblood Vinyl with Mahogany Finish or Denim Blue, Champagne Velvet, Slate Grey Fabric with Driftwood Frame.

A | B | C | D | E

▶ Harrison / High Back Executive Swivel

DHS278
List \$1,649-

Overall Dimensions
28.5" W x 32.5" D x 43-46" H

Seat Dimensions
19.5" W x 18.5" D x 19.5-22.5" H

Stocked in Black Caresoft Plus Vinyl with Mahogany Finish

A | B | C | D | E





▲ Montgomery / Guest Chair

DHS271

List \$579-

Overall Dimensions

24"W x 26"D x 31"H

Seat Dimensions

22" W x 21"D x 18.5"H

Stocked in Black and Oxblood Vinyl with Mahogany Finish.



▲ Montgomery / Guest Chair in Fabric

SO DHS271DWSG

List \$538-

Overall Dimensions

24"W x 26"D x 31"H

Seat Dimensions

22"W x 21"D x 18.5"H

▶ Montgomery / Guest Chair with Casters

DHS272

List \$613-

Overall Dimensions

24"W x 26"D x 31"H

Seat Dimensions

22" W x 21"D x 18.5"H

Stocked in Black and Oxblood Vinyl with Mahogany Finish.



▶ Montgomery / Guest Chair with Casters in Fabric

SO DHS272DWSG

List \$570-

Overall Dimensions

24"W x 26"D x 31"H

Seat Dimensions

22"W x 21"D x 18.5"H



◀ Caldwell / Guest Chair

DHS9709

List \$727-

Overall Dimensions

24.5"W x 27"D x 35.5"H

Seat Dimensions

20" W x 19"D x 18"H

Stocked in Black and Oxblood Vinyl with Mahogany Finish.

Garrison Series

These two horizontal mesh back task chairs are designed with comfort and ease in mind. Both models feature Synchro-Tilt Mechanism. This allows the backrest and seat to tilt in unison. The back tilts more than the seat and is also tension adjustable. These chairs also feature adjustable arms and a pneumatic gas lift that allows for easy adjustable height and a weight limit of 275 lbs. It is the perfect chair for most everybody. Optional seat covers are available to change the seat color.



▲ Garrison / H Model

XSL13133BLK
List ~~\$675~~

Overall Dimensions
27"W x 28"D x 40-45.5"H

Seat Dimensions
21" W x 19.25"D x 19.75-23"H

Stocked with mesh back and black fabric seat.

A | B | C | E | R

▲ Biomesh

XSL13779BLK
List ~~\$467~~

Overall Dimensions
24"W x 22"D x 42"H

Seat Dimensions
21" W x 19.25"D x 19.75-23"H

Stocked with mesh back and black fabric seat.



▲ Garrison / T Model

XSL13133GRYBLK
List ~~\$675~~

Overall Dimensions
27"W x 28"D x 40-45.5"H

Seat Dimensions
21" W x 19.25"D x 19.75-23"H

Stocked with mesh back and black fabric seat.

A | B | C | E | R

Seat Cover Color Options:

XSLCOVER
List \$31

XSLCOVERAM
List \$52

Covers fit all chairs above.





◀ **Willow**

28318BLKST6804BBK21M
List \$103

Overall Dimensions
27"W x 25.5"D x 39-42"H

Seat Dimensions
21" W x 19.25"D x 19.75-23"H

Stocked with black mesh and black fabric seat.

A | B | C | E | R

Optional Headrest
28318HRBLK21M
~~List \$99~~



▶ **Willow**

28318WHTST6802BBK20M5
List \$103

Overall Dimensions
27"W x 25.5"D x 39-42"H

Seat Dimensions
21" W x 19.25"D x 19.75-23"H

Fixed arms; stocked with white frame and white base with grey mesh and grey fabric seat.

A | B | C | E | R

Optional Headrest
28318HRWHT20M5
~~List \$103~~



Cool Mesh Series

If your work has you adjusting to different tasks throughout the day then Cool Mesh is the seating series for you. Whether you choose task or executive seating, Cool Mesh's easy flow architecture, its multi function adjustment capability and outstanding support come together to address all your comfort needs.

Other features include mesh back to encourage full body contact and pneumatic height adjustment. Greenguard Certified. Limited Lifetime Warranty.



► **Cool Mesh / Pro Multi-Function High Back with Adjustable Lumbar Support and Ratchet Back Height Adjustment**

8114S with 7700F

List \$1,247

8114S with 7700MF, 7700MV, or 7700M

List \$1,299

Overall Dimensions

26"W x 24"D x 40-46.5"H

Seat Dimensions

19" W x 19"D x 19-22.5"H

Stocked in Light Grey Mesh with White Frame and Ash, Colbalt, Orange, Green, Red, Blue, Black Fabric, Antimicrobial Gray, or Black. More seat pan options available.

A | B | C | D | E | F | K | L | M | N | O | P | Q | S



Additional Cool Mesh Seating Features

Available for Cool Mesh chair models:

8114S, 8014S, 8054S, 7754S, 7704S, 7701, 7621ACM, and 7854S

All fabric and vinyl seats come with molded foam for added comfort and longer lifespan.



Ash
7700MFGRY
(List \$208)



Orange
7700F
(List \$156)



Red
7700F
(List \$156)



Lime Green
7700F
(List \$156)



Black
7700F
(List \$156)



Celestial Blue
7700F
(List \$156)



Colbalt
7700MFCOB
(List \$208)



Gray
Antimicrobial Vinyl
7700MVGRY
(List \$208)



Black
Antimicrobial Vinyl
7700MVBLK
(List \$208)



Mesh Seat
7700M
(List \$208)



Optional Chrome Base
(with cylinder and casters)
8077CHBASE
~~List \$214~~



Optional Headrest
7000HR
~~List \$105~~
For use with 7701/7704/7721/8014/8114



Cool Mesh / Basic Task

7621ACM with 7700F
List \$676

7621ACM with 7700MF, 7700MV, 7700M
List \$728

Overall Dimensions
25"W x 24"D x 37-40"H

Seat Dimensions
20" W x 18"D x 18-22"H

Stocked in Black Mesh and Ash, Colbalt, Orange, Green, Red, Blue, Black Fabric, and Antimicrobial Gray or Black.

A | B | C | D | E | I | L | S

Cool Mesh Pro Series

The Cool Mesh Pro's easy flow architecture, its multi function adjustment capability and outstanding support come together to address all your comfort needs.



► Cool Mesh / Pro Multi-Function High Back with Adjustable Lumbar Support and Ratchet Back Height Adjustment

8014S with 7700F
List \$1,066-

8014S with 7700MF, 7700MV, 7700M
List \$1,118-

Overall Dimensions
26"W x 24"D x 40-46.5"H

Seat Dimensions
20" W x 19"D x 19-22.5"H

Stocked in Black Mesh and Ash, Colbalt, Orange, Green, Red, Blue, Black Fabric, and Antimicrobial Gray or Black.

A | B | C | D | E | F | K



▲ **Optional Headrest**
7000HR
List \$110-

For use with
7701/7704/7721/
8014/8114



◀ Cool Mesh / Pro Multi-Function Task with Ratchet Back Height Adjustment

8054S with 7700F
List \$975-

8054S with 7700MF, 7700MV, 7700M
List \$1,027-

Overall Dimensions
26"W x 24"D x 37-43.5"H

Seat Dimensions
20" W x 19"D x 19-22.5"H

Stocked in Black Mesh and Ash, Colbalt, Orange, Green, Red, Blue, Black Fabric, and Antimicrobial Gray or Black.

► **Optional Chrome Base (with cylinder and casters)**
8077CHBASE
List \$214-





◀ **Cool Mesh / Multi-Function High Back**

7704S with 7700F
List \$990

7704S with 7700MF, 7700MV, 7700M
List \$1,042

Overall Dimensions
25"W x 24"D x 40-43"H

Seat Dimensions
20" W x 18"D x 18-22"H

Stocked in Black Mesh and Ash, Colbalt, Orange, Green, Red, Blue, Black Fabric, and Antimicrobial Gray or Black.

A | B | C | D | E
F | K | M | P | Q | S



▲ **Optional Headrest**

7000HR
List \$110

For use with
7701/7704/7721/
8014/8114

▶ **Optional Chrome Base (with cylinder and casters)**
8077CHBASE
List \$214



▶ **Cool Mesh / Multi-Function Task**

7754S with 7700F
List \$919

7754S with 7700MF, 7700MV, 7700M
List \$971

Overall Dimensions
25"W x 24"D x 37-40"H

Seat Dimensions
20" W x 18"D x 18-22"H

Stocked in Black Mesh and Ash, Colbalt, Orange, Green, Red, Blue, Black Fabric, and Antimicrobial Gray or Black.

A | B | C | D | E | F





◀ **Cool Mesh / Synchro High Back**

7701 with 7700F
List \$901

7701 with 7700MF, 7700MV, 7700M
List \$953

Overall Dimensions
25"W x 24"D x 40"-43"H

Seat Dimensions
20" W x 18"D x 18-22"H

Stocked in Black Mesh and Ash, Colbalt, Orange, Green, Red, Blue, Black Fabric, and Antimicrobial Gray or Black.

A | B | C | D | E | I | N | S



▲ **Optional Headrest**
7000HR
List \$110

For use with
7701/7704/7721/
8014/8114



▶ **Cool Mesh / High back basic**

7721A with 7700F
List \$795

7721A with 7700MF, 7700MV, 7700M
List \$847

Overall Dimensions
25"W x 24"D x 36-41"H

Seat Dimensions
20" W x 18.5"D x 18-21.75"H

Stocked in Black Mesh and Ash, Colbalt, Orange, Green, Red, Blue, Black Fabric, and Antimicrobial Gray or Black.

A | B | C | D | E | I | L | S



▲ **Soft Wheel Casters for Hard Floors 5 per Set For 7700 Series Cool Mesh Chairs**
PUCASTER
List \$39

▶ **Optional Chrome Base (with cylinder and casters)**
8077CHBASE
List \$214





Easy Reach Tension Adjustment with Knob on Right Side

Hidden Lumbar support

Seat Slider Function

4 Angle Locking Mechanism

4D adjustable armrest

◀ **Tally / Mesh High Back**

28312BLKST6804BBK21M
List \$904



Overall Dimensions
24"W x 28"D x 38-43"H

Seat Dimensions
19.5" W x 19"D x 18-23"H

Stocked in Black mesh back, Black Base. Optional grey mesh back with grey seat, blue mesh back and blue seat and white frame, and burgundy mesh back with burgundy seat and white frame are available, see below for details.

A | B | C | D | E | R



28312WHTST6849BBK25M1

List \$1,039
White Frame, Blue Back/Seat



28312WHTST6827BBK22M3

List \$1,039
White frame, Burgundy Back/Seat



28312BLKST6802BBK20M5

List \$904
Black Frame, Grey Back/Seat



▶ **NEW** 28285WHTGREY4780A15

Astro
28285
List \$831

Overall Dimensions
24"W x 28"D x 38-43"H

Seat Dimensions
19.5" W x 19"D x 18-23"H

Available in black mesh black seat with black frame, grey mesh seat light gray frame.

A | B | C | D | J



28285BLKBLACK4780A11



▶ **Ryder / Mesh Back Chair**

10981BLKF104M216
List \$582

Overall Dimensions
25"W x 25"D x 38.5-42"H

Seat Dimensions
19"W x 19.5"D x 18.5-22"H

Black Mesh on Black Frame with flip arm feature.

A | B | C | D | E | O



◀ **Optional Headrest**
10981HRM216
List \$72



▲ **Evant / Mesh Back Flip Arm Task Chair**

XSL12447
List \$561

Overall Dimensions
24"W x 26.5"D x 36.5-39.5"H

Seat Dimensions
18"W x 19"D x 18-21"H

Stocked in Black Mesh Back with Black Mesh Seat.

A | B | C | D | E | O



11081BLKF104M216
List \$623

Black fabric seat and mesh back, with flip up arms

11081BLKU164
List \$717

Black vinyl back and seat, with up flip arms

◀ **Casey / Multi-Function Mesh Chair**

11081

Overall Dimensions
27"W x 27"D x 39-44"H

Seat Dimensions
18"W x 20"D x 18-21"H

Available in black fabric or vinyl back, with up flip arms.

A | B | C | D | E | I | Q



◀ **Optional Headrest**
11081HRM216
List \$72



▲ **Lambo Chair**

52626
List \$977-

Overall Dimensions
27.95"W x 27.95"D x 38.19"-40.9"H

Seat Dimensions
19.69" W x 19.29"D

Available in Black, Brown, Grey, Blue, or Burgundy.

A | B | D | F | L | O | Q | R | S



◀ **Hays / Mesh Back Task Chair**

SOXSL12813
List \$479-

Overall Dimensions
25"W x 25"D x 39-42"H

Seat Dimensions
19"W x 18.5"D x 18.5-22"H

Black Mesh Back with Black Leather Plus Seat.

A | B | C | D | E



◀ **Wiser Chair**

28178
List \$801-

Overall Dimensions
25"W x 25"D x 38.5-42"H

Seat Dimensions
19"W x 18.5"D x 18.5-22"H

Black mesh back shown with optional Black Fabric Seat

A | B | C | D | E | O

Wiser Fabric Options:



Grey
28178SEATGREYOS08



Burgundy
28178SEATBURGOS07



Blue
28178SEATBLUEOS17

▼ Value / Mesh Basic Task

8501
~~List \$467~~

Overall Dimensions
24"W x 18.5"D x 33.5-38.5"H

Seat Dimensions
18.5"W x 18.5"D x 18-23"H

Stocked in Black Mesh back with Black Fabric seat. Arms are optional.

A | B | C



▲ **Optional**
311AK
~~List \$164~~

*Height/width
Adjustable
T-Arm*



▲ Cool Mesh / Basic Task Chair

7621ABLK
~~List \$626~~

Overall Dimensions
25"W x 24"D x 37-40"H

Seat Dimensions
20"W x 18"D x 18-22"H

Stocked in Black Fabric Seat with Black Mesh Back. Pneumatic Seat Height Adjustment.

A | B | C | D | I | L | R



◀ Wise / Mesh Back Task Chair

XSL1149
~~List \$432~~

Overall Dimensions
17.75"W x 18.75"D x 35.5-39.25"H

Seat Dimensions
19.5"W x 18.5"D x 17.75-21.25"H

Stocked in Black, Red, and Fluorescent Green Fabric Seat.

A | B | C | D | E





▶ **Bryant II / Swivel Mesh Task Chair with Arms**

XSL12047
List \$873

Overall Dimensions
27"W x 27"D x 39-42"H

Seat Dimensions
19" W x 19"D x 19"-22"H

*Back: Breathable Premium Mesh
Seat: Serenesoft Fabric Seat*

A | B | C | D | E |
F | L | R

▶ **Zerus**


SOXSL12089BLK
List \$899

Overall Dimensions
27"W x 27"D x 40-43.5"H

Seat Dimensions
19.5" W x 18.5"D x 19"-22"H

*Back: Breathable Premium Mesh
Seat: Mesh Fabric Seat*

A | B | C | D | E |
F | L | R



▶ **Eazze / Swivel Mesh Task Chair with Arms**

11051
List \$447

Overall Dimensions
27"W x 27"D x 39-42"H

*Mesh Back Managers Chair with Loop Arms.
Back: Breathable Premium Mesh
Seat: Serenesoft Fabric Seat.*

A | B | C
D | E



▶ **Logan / Midback Executive Swivel Chair**

25101BLK
List \$551

Overall Dimensions
24"W x 23.5"D x 17.5"-22.5"H

Seat Dimensions
19.5"W x 17"D x 17.5-22.5"H

Stocked in Black Fabric Seat with Black Mesh Back.

A | B | C | D | E





▲ Baker / Basic Task

3421
List \$567

Overall Dimensions
24"W x 23.5"D x 33.5-37.5"H

Seat Dimensions
19"W x 20"D x 17-21"H

Stocked in Black, Blue or Red Mesh Back with Black Fabric Seat. Fixed T-Arm.

A | B | C | D | E

Fabric Options:



▲ Proton Mesh

SOXSL12067BLK
List \$1,039

Overall Dimensions
27"W x 26.5"D x 44-49"H

Seat Dimensions
18"W x 19"D x 19-22.5"H

Stocked in Black Mesh.

A | B | C | D | E



▲ Proton

SOXSL12071BKM
List \$1,039

Overall Dimensions
27"W x 26.5"D x 44-49"H

Seat Dimensions
18"W x 19"D x 19-22.5"H

Stocked in Black Mesh Back with Black Memory Foam Seat.

A | B | C | D | E | J | O | R



▲ Spice / Guest Chair

7804G
List \$516

Overall Dimensions
25"W x 24"D x 36"H

Stocked in Black Mesh Back with Black Fabric Seat and Black Frame.

▶ Spice / Mid Back Synchro-Tilt

7854
List \$720

Overall Dimensions
26.5"W x 25.5"D x 36.5-40.25"H

Seat Dimensions
20.5"W x 19.25"D x 20-25"H

Stocked in Black Mesh with Black Fabric Seat.

A | B | C | D | E | I | R | S





◀ **Entrigue**

4421BLK
List \$697

Overall Dimensions
27.25"W x 25.75"D x 41-45"H

Seat Dimensions
21"W x 19.75"D x 17.75-22"H

Stocked in Black Fabric.



▲ **Optional**
311AK

~~List \$164~~

Height/width
Adjustable T-Arm



▶ **Entice / Multi-Function High Back**

8456ABLK
List \$1,036

Overall Dimensions
27.25"W x 25.75"D x 41-45"H

Seat Dimensions
21"W x 19.75"D x 17.75-22"H

Stocked in Black Fabric.

A | B | C | D | E | F
K | L | M | P | Q | R

▼ **Casey / Deluxe Task Chair in Bonded Leather**

XSL316BLK
List \$374

Overall Dimensions
25"W x 25"D x 34.5-39.5"H

Seat Dimensions
20" W x 18"D x 19-24"H

Stocked in Black Leather Plus.

A | B | C | D



▶ **Casey / Deluxe Task Chair in Fabric**

XSL217BLK
List \$384

Overall Dimensions
19.5"W x 25"D x 32-40"H

Seat Dimensions
20"W x 18"D x 17-22"H

Stocked in Black Fabric.

A | B | C | D



▲ **Optional**
XSLJARM
~~List \$176~~

Height Adjustable T-Arm

| R |





◀ Baker / Stool with Adjustable Footring

3451
~~List \$790~~

Overall Dimensions
24"W x 23.5"D x 37.5-49.25"H

Seat Dimensions
19"W x 20"D x 17-21"H

Stocked in Black, Blue & Red Mesh back with Black Fabric seat.

A | B | C | D | E



▲ Spice / Drafting Chair

7851
~~List \$707~~

Overall Dimensions
25"W x 24"D x 42-51.25"H

Seat Dimensions
20"W x 18"D x 26-36"H

Stocked in Black. Features metal foot ring and base.

A | B | C | D | E

Optional
311AK
~~List \$157~~

Height/width Adjustable T-Arm



◀ Value / Mesh Stool with Adjustable Footring

8501ST
~~List \$591~~

Overall Dimensions
24"W x 18.5"D x 40.5-45.5"H

Seat Dimensions
18.5"W x 18.5"D x 25-30"H

Stocked in Black Mesh back with Black Fabric seat.

A | B



Optional
311AK
~~List \$164~~

Height/width Adjustable T-Arm

▶ Casey / Stool with Adjustable Foot Ring

XSL316ST
~~List \$508~~

Overall Dimensions
25"W x 25"D x 41.5-49.5"H

Seat Dimensions
20"W x 18"D x 26.5-31.5"H

Stocked in Black Leather Plus.

A | B | D | I



◀ **Optional**
XSLJARM
~~List \$174~~

Height Adjustable T-Arm

| R |

How to Use This Chair Functions Guide

Use this guide to help you find the perfect fit for your office seating needs. While browsing through pages 82-106 you will see each chair has a series of letters under the description that corresponds to this seating guide. You spend a lot of time in your office chair, so why not make it as comfortable as possible.



A
Pneumatic Seat Height
Adjusts "up and down" seat height relative to the floor.



B
360-Degree Swivel
Allows seat "rotation" in a full circle.



C
Swivel/Tilt Control
Places the "pivot point directly above the base center" and allows the user to lean back in a seated position.



D
Tilt-Lock
"Locks seat and back" in an upright position.



E
Tilt-Tension
Allows user to adjust "resistance" with which chair reclines or tilts.



F
Back Lock
Allows user to select and "lock a particular back angle."



G
Mid-Point Control
Allows user to recline at a more natural angle than the traditional tilt control. "Pivot point of chair is positioned slightly forward" toward the front of the seat.



H
Knee-Tilt Control
Allows user to fully recline while keeping feet comfortably on the floor. "Pivot point is placed near the front of the seat."



I
Synchronous Control
Automatically "adjusts seat and back angle while maintaining a 2:1 recline ratio", providing optimum back support and minimal seat rise.



J
Articulating Seat & Back
"Adjusts seat & back angle independently" with a single lever.



K
Adjustable Seat & Back
Allows user to "adjust and lock seat and back angle" of chair independently of each other.



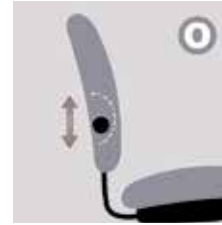
L
Back Height Adjustment
Allows user to "adjust back up and down" for proper positioning of lumbar.



M
High Control
Includes "swivel/tilt with tension control, independently adjustable seat and back angle with infinite lock (any position) and forward pitch control."



N
Back Depth Adjustment
Allows user to "adjust back in and out" for additional seat depth.



O
Lumbar Adjustment
Allows user to "custom fit chair by adjusting lumbar" for optimum support and comfort.



P
Forward Seat Tilt
Allows user to "tilt seat forward" for optimum comfort while doing intensive forward oriented tasks.



Q
Sliding Seat
Allows seat to move "forward and back" or to be locked in a desired position.



R
Height-Adjustable Arms
Allows user to "adjust arms up and down" within a set range to accommodate a variety of tasks.



S
Height/Width Adj. Arms
Allows user to "adjust arms up and down, or in and out" within a set range to accommodate a variety of tasks.



Soft Wheel Casters for hard surfaced floors. Available for most chairs.

PUCASTER

List \$39-per-set/5 per set

Designer Nesting Chairs

Our Nesting chairs are a great space-saving solution for boardrooms and classrooms. In addition to their contemporary look, they are built with quality materials, and are made to last. Greenguard Certified. Limited Lifetime Warranty.



▲ Agenda Nesting Chair without Arms

3274T
List \$503

Overall Dimensions
24"W x 24"D x 34"H

Seat Dimensions
18"W x 19"D x 18"H

Stocked in Black Back with Orange, Green, Red, Blue or Black Fabric Seat on a Titanium Frame.



▲ Agenda Nesting Chair with Arms

3294T
List \$545

Overall Dimensions
24"W x 24"D x 34"H

Seat Dimensions
18"W x 19"D x 18"H

Orange, Gray, Green, Red, Blue or Black Fabric Seat on a Titanium Frame.

▶ Cool Mesh Pro Nesting Guest Chair

8094T
List \$679

Overall Dimensions
24"W x 23"D x 37"H

Seat Dimensions
18.5"W x 17"D x 19.25"H

Orange, Gray, Green, Red, Blue or Black Fabric Seat on a Titanium Frame.



SEATING OPTIONS:

94SEAT: For models: 3294T, 3274T, 8094T

All fabric and leather seats come with molded foam for added comfort and longer lifespan.



Celestial Blue
94SEAT



Orange
94SEAT



Red
94SEAT



Lime Green
94SEAT



Black
94SEAT



Grey
94SEAT



Grey
54SEAT



Red
54SEAT



Blue
54SEAT



Black PVC
54SEAT

Nesting Series

Contemporary nesting seating with a modern flair is perfect for guest, boardrooms and educational environments. Coordinates with all WorkSimpli seating. Greenguard Certified. Limited Lifetime Warranty.



▲ Alan Nesting Chair without Arms

5464
~~List \$551~~

Overall Dimensions
23"W x 23"D x 35.5"H

Seat Dimensions
17.75"W x 18"D x 19"H

Stocked in Black Back with Black, Grey, Red, Celestial Blue Fabric Seat or a Black PVC on a Black Frame. See page 108 for color swatches.



▶ Alan Nesting Chair with Arms

5484
~~List \$593~~

Overall Dimensions
24.5"W x 23"D x 35.5"H

Seat Dimensions
17.75"W x 18"D x 19"H

Stocked in Black Back with Black, Grey, Red, Celestial Blue Fabric Seat or a Black PVC on a Black Frame. See page 108 for color swatches.

◀ Ideal Stackable Guest Chair

7944G
~~List \$593~~

Overall Dimensions
25.25"W x 25"D x 37.25"H

Seat Dimensions
18.75"W x 18.75"D x 19"H

Stocked in Black Mesh Back with Orange, Green, Red, Celestial Blue, Grey, or Black Fabric; Seat Model No. 79SEAT Seat and Black Frame.



◀ **Optional**
272800
~~List \$29 per set~~
Casters (set of 4)

54SEAT and 79SEAT Color Options:



▶ **Spice / Stackable Guest Chair**

7804TG, 7804G
List \$516

Overall Dimensions
24.5"W x 23"D x 35.5"H

Seat Dimensions
18"W x 19"D x 18.5"H

Stocked in Black Mesh Back with Orange, Grey, Green, Red, Celestial Blue or Black Fabric; Seat Model No. 04SEAT with Black or Titanium frame.



▼ **Sleek / Stackable Chair**

2904TG
List \$481

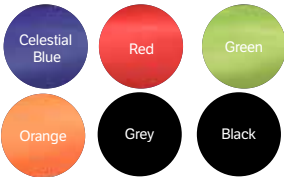
Overall Dimensions
25"W x 21"D x 34"H

Seat Dimensions
18.5"W x 19.5"D x 18"H

Stocked in Black Fabric with Titanium Frame.



04SEAT Color Options:



◀ **Optional**
272800
~~List \$29 per set~~
Casters (set of 4)



▼ **Baker / Stackable Guest Chair with Arms**

3128G
List \$453

Overall Dimensions
22"W x 24.25"D x 33.5"H

Seat Dimensions
19"W x 19"D x 18"H

Stocked in black mesh back with black fabric or vinyl seat. Shown in Red. Red, Blue, and Grey seats are optional.



◀ **Optional**
272800
~~List \$29 per set~~
Casters (set of 4)

▼ **Baker / Stackable Guest Chair**

3129G
List \$445

Overall Dimensions
19"W x 24.25"D x 33.5"H

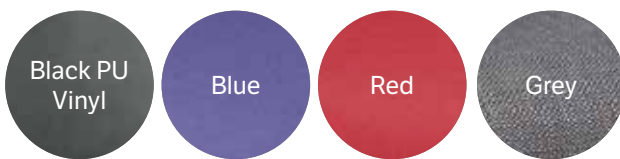
Seat Dimensions
19"W x 19"D x 18"H

Stocked in black mesh back with black fabric or vinyl seat. Shown in Blue. Red, Celestial Blue and Grey seats are optional.



◀ **Optional**
272800
~~List \$29 per set~~
Casters (set of 4)

31SEAT Color Options: Available for 3128G and 3129G



▼ **Olson / Guest Chair**

2924
List \$405

Overall Dimensions
24"W x 24"D x 35.5"H

Seat Dimensions
18"W x 18"D x 19.5"H

Black Mesh Fabric seat with Black Frame Stacks up to 4 high.



▶ **Avery / Side Arm Chair**

XSL15019BLK
List \$519

Overall Dimensions
23.5"W x 24"D x 34.5"H

Seat Dimensions
20"W x 17"D x 19.5"H

Black Soft Leather-Like Vinyl with Black Frame.



▶ **Biomesh**

XSL13779BLK
List \$467

Overall Dimensions
24"W x 22"D x 42"H

Seat Dimensions
20"W x 17"D x 19.5"H

The mesh guest chair in black is at a fixed height with fixed arms and is designed with an upholstered seat and a breathable, airy mesh back. It has a steel tubular frame with plastic floor guides that allow smooth movement across many flooring surfaces. The black chair adds a modern, professional appearance to any space and has a weight limit of 275 lbs..



▶ **Diamond / Accent Chair**

SOXSL1059BK
List \$849

Overall Dimensions
25.5"W x 29" D x 28" H

Seat Dimensions
25.5"W x 21"D x 19"H

This accent chair features an elegant, contemporary design that can really elevate and provide your space with an upscale look. Accent Chair is beautifully upholstered in plush Black CaresoftPlus, with diamond patterned quilted detail on the back cushion. It sits on Black wood legs that are both sturdy and stylish.



▶ **William / Arm Chair**

SOXSL1239
List \$639

Overall Dimensions
26.5"W x 26.5"D x 35.5"H

Seat Dimensions
20"W x 20"D x 19"H

Black Caresoft Leather with Mahogany Legs.

▶ **Finley / Side Chair**

XSL1029 BLK
List \$296

Overall Dimensions
24"W x 24"D x 33"H

Seat Dimensions
18"W x 18"D x 19.5"H

Black Mesh Fabric seat with Black Frame Stacks up to 4 high.





▲ Guest Seating with Arms

XSL19183
List ~~\$479~~

Overall Dimensions
25"W x 22"D x 32.5"H

Seat Dimensions
19"W x 19"D x 17"H

Antimicrobial Vinyl Black and Black Frame, with Arm, Wall Saver Leg Design; 300 lbs.



▲ Armless Guest Seating

SOXSL19191BLK
List ~~\$389~~

Overall Dimensions
22"W x 22"D x 32.5"H

Seat Dimensions
19"W x 19"D x 17"H

Antimicrobial Vinyl Black and Black Frame, with Armless, Wall Saver Leg Design; 300 lbs.

▶ Bariatric / Guest Seating with Arms

XSL19183W
List ~~\$559~~

Overall Dimensions
32"W x 22"D x 32.5"H

Seat Dimensions
26"W x 19"D x 18"H

Antimicrobial Vinyl Black and Black Frame, Arm, Wall Saver Leg Design; 400 lbs.



▶ Bariatric / Armless Guest Seating

SOXSL19191WBLK
List ~~\$469~~

Overall Dimensions
25"W x 22"D x 32.5"H

Seat Dimensions
22"W x 19"D x 18"H

Antimicrobial Vinyl Black and Black Frame, Armless, Wall Saver Leg Design; 400 lbs.



The Bariatric Guest Chair Models feature a Wall Saver Leg Design.

◀ Bariatric / Oversized Guest Seating with Arms

SOXSL19183EWBK
List ~~\$689~~

Overall Dimensions
32"W x 22"D x 32.5"H

Seat Dimensions
26"W x 19"D x 18"H

Antimicrobial Vinyl Black and Black Frame, Armless, Wall Saver Leg Design; 500 lbs.



▼ Ashton / Bonded Leather

2748
List \$499

Overall Dimensions
24"W x 25"D x 34.5"H

Seat Dimensions
20"W x 19"D x 18"H

Stocked in Black Bonded Leather.



▲ Ashton / Guest Chair
Sled Base

2708
List \$449

Overall Dimensions
24"W x 25"D x 34.5"H

Seat Dimensions
20"W x 19"D x 18"H

Stocked in Black Fabric.

▶ Capri /
Side
Chair

XSL21102
List \$339

Overall Dimensions
23"W x 24.5"D x 34.5"H

Seat Dimensions
20"W x 20"D x 18.5"H

Black Leather-Like Vinyl.



▶ File / Friend Stool

XSL421
List \$192

Overall Dimensions
25"W x 25"D x 18-23"H

Seat Dimensions
16"W x 16"D x 18-23"H

Stocked in Black vinyl

A | B

Wood Guest Seating

Stylish wood guest seating for reception areas and private offices. Solid wood construction with Leathertek seating surfaces.



Wood Guest / Seating with Leathertek

1700L

List \$969

Overall Dimensions

23"W x 25.5"D x 33"H

Seat Dimensions

21"W x 18"D x 19"H



Wood guest seating – Leathertek

FEATURES:

Upholstery Options:



Available Classic Finishes:



Rudnick Wood Guest Seating

Rudnick has the perfect addition to any office with their side chair options. Available in Cherry and Royal Mahogany frames.

Truman 2 / Wood Guest Chair with Back and Seat Cushions (shown above)

Fabric Option:

SOTRUM-2-CHY-BLK, **SO**TRUM-2-MAH-BLK

~~\$769.00~~

Vinyl Option:

SOTRUM-2V-MAH-VYL, **SO**TRUM-2V-CHY-VYL

~~\$769.00~~

Comes standard Cherry or Royal Mahogany frame with with a black fabric back and seat cushion, or a black vinyl back and seat cushion.



Truman 1 / Wood Guest Chair

SOTRUM-1-CHY-BLK,
SOTRUM-1-MAH-BLK,
SOTRUM-1V-CHY-VYL,
SOTRUM-1V-MAH-VYL

~~\$729.00~~

Comes standard Cherry or Royal Mahogany frame and black fabric and vinyl cushion.



Gate 1 / Wood Guest Chair

SOGATE-1-CHY-BLK,
SOGATE-1-MAH-BLK,
SOGATE-1V-CHY-VYL,
SOGATE-1V-MAH-VYL

~~\$729.00~~

Comes standard Cherry or Royal Mahogany frame and black fabric and vinyl cushion.



End Table—**SO**ALP 103
~~\$505.00~~

Coffee Table—**SO**ALP 102
~~\$681.00~~

Standard Fabrics:



Black




Black Vinyl

Finishes Available:



Royal Mahogany



Cherry

Bleeker Street Wood Shell Chairs

Discover lasting performance in a clearly simple package. Bleeker Street Seating combines cool, minimalist design with high performance materials to bring style and functionality to every space. Offered in a regular-height chair as well as bistro-height with low profile back.



▶ **Bleeker Street Wood / Shell Chair**

198C
List \$349

Overall Dimensions
18.5"W x 22.5"D x 33.5"H

Seat Dimensions
17"W x 17.25"D x 18.5"H

Stocked in White, Newport Grey, and Modern Walnut on Chrome frame.



◀ **Bleeker Street Wood / Shell Bistro-Height Stool**

ST197
List \$399

Overall Dimensions
18"W x 22.5"D x 34.5H

Seat Dimensions
16.5"W x 18"D x 29.5"H

Stocked in White, Newport Grey, Modern Walnut on Chrome frame.
Non-Stackable

▶ **Bleeker Street Wood / Shell Bistro-Height Stool**

ST198
List \$449


Overall Dimensions
17"W x 22.5"D x 44.25"H

Seat Dimensions
17"W x 17.25"D x 29.5"H

Stocked in White, Newport Grey, and Modern Walnut on Chrome frame; non-stackable.



Available Finishes:





Stacking and Bar Height Chairs

Multi-purpose stackable seating that is both versatile and economical, Budget Stacking Chairs are an ideal solution for offices, meeting rooms or dining areas. Choose from the series that best suits your needs. All stacking chairs are of heavy duty construction and built to be both functional and comfortable.

▶ Agenda Plus / Stacking Chair

3080
List \$196

Overall Dimensions
21"W x 24"D x 31"H

Seat Dimensions
18"W x 16.75"D x 17.75"H

Stocked in Black and White with Chrome Frame.



▶ Agenda Plus / Bar Height Chair

3085FR/3085SB
List \$328

Overall Dimensions
20"W x 25"D x 43.5"H

Seat Dimensions
18"W x 17"D x 29"H

Stocked in Black and White with Chrome Frame.

*Non Stackable



◀ Agenda 3084 List \$224

Overall Dimensions
21.5"W x 22.75"D x 31.5"H

Seat Dimensions
18"W x 16.75"D x 17.75"H

Stocked in Black with Chrome Frame only.

▶ Agenda Plus / Stacking Chair with Arms

3081
List \$224



Overall Dimensions
24.5"W x 22.75"D x 31"H

Seat Dimensions
18"W x 16.75"D x 17.75"H

Stocked in Black and White with Chrome Frame. All arm caps are black.



Color Options:
Models 3085FR, 3085SB, 3080, and 3081



◀ Agenda Plus / 4-Wheel Dolly

3080D
List \$186

Holds 20-25 3080 chairs.

Stacking and Folding Chairs

The Folding chairs are designed with strength and durability in mind. All feature reinforced tubular steel frame with powder coat metal finish, nonmarring floor glides and fold flat for easy handling and storage.



Stack Chair

XSL18221BLK
List \$149-

Overall Dimensions
17.5"W x 19.5"D x 33.5"H

Seat Dimensions
16"W x 14.5"D x 18"H

Black Vinyl seat with Silver Veivn Black Frame. Stacks up to 16 high.



Steel Folding Chair with Padded Seat and Plastic Back

1321BLKSIL
List \$189-

Overall Dimensions
19"W x 22"D x 35.5"H

Seat Dimensions
18.5"W x 17"D x 17.25"H

Stocked in Black Fabric Seat with Charcoal Frame.



Metal Folding Chair

SOXSL2601
List \$125 ea.

Overall Dimensions
18.75"W x 20.75"D x 29.5"H

Seat Dimensions
16"W x 16"D x 17.75"H

Powder coat frame. Double hinged and double braced. Padded seat & back.

Boxed and sold 4 per carton.
Carton of 4 List: \$476

Color Options:
French Beige Vinyl/Beige Frame,
Warm Grey Vinyl/Grey Frame,
Dark Midnight Blue Vinyl/Char-Blue Frame,
and Midnight Black Vinyl/Black Frame



Folding Chair

SOXSL601
List \$95 ea.

Overall Dimensions
18.25"W x 20.25"D x 29.5"H

Seat Dimensions
16"W x 16"D x 17.25"H

Triple brace and double hinged.

Boxed and sold 4 per carton.
Carton of 4 List: \$356-

Color Options:
Beige, Grey, Brown, Char-Blue, and Black



Folding Chair Dolly

SOXSL169
List \$1,359-

35"W x 66"D x 75"H

Holds up to 50-84 Model #1321, SO2601, SO601



Folding Chair Dolly

SOXSLDY71
List \$715-

19.25"W x 75.5"D x 40"H

Vertical Storage Folding Chair Dolly; 35 Chair Capacity; Weight Capacity 900lbs.



Folding Chair Dolly

SOXSLDY101
List \$899-

19.5"W x 105"D x 40.25"H

Vertical Storage Folding Chair Dolly; 50 Chair Capacity; Weight Capacity 900lbs.

Frame Colors: Model SOXSL2601




Vinyl Colors: Model SOXSL601



Blow Molded Folding Tables are strong, durable and light weight. Perfect for outdoors or indoors, constructed of durable plastic that will not chip, crack or warp. Surface resists stains and cleans with mild dish soap. Legs and support structure are powder coated heavy gauge. The tables are 40% lighter than comparable wood tables. Available in Speckled Grey Top with Charcoal Legs.

FEATURES:

- Light weight sleek design
- Powder coated tubular frame
- Meets or exceeds test BIFMA & MTL standards
- Textured tabletop surface is smooth enough for writing
- Gravity lock with clicking mechanism for added stability
- 1.75" Thick Top




A. MODEL #	DIMENSIONS	LIST
SO XSLBT1860SG	18" x 60" x 29.5"H	-\$319.00
XSLBT1872SG	18" x 72" x 29.5"H	-\$359.00
SO XSLBT1896SG	18" x 96" x 29.5"H	-\$379.00
B. MODEL #	DIMENSIONS	LIST
XSLBT2448SG	24" x 48" x 29.5"H	-\$291.00
C. MODEL #	DIMENSIONS	LIST
XSLBT3060SG	30" x 60" x 29.5"H	-\$365.00
XSLBT3072SG	30" x 72" x 29.5"H	-\$432.00
XSLBT3096SG	30" x 96" x 29.5"H	-\$640.00
D. MODEL #	DIMENSIONS	LIST
SO XSLBMTFIH3072SG	30" x 72" x 29.5"H	-\$355.00
E. MODEL #	DIMENSIONS	LIST
SO XSLBTA3072BLUE	30" x 72" x 22-28.5"H	-\$569.00
SO XSLBTA3072RED	30" x 72" x 22-28.5"H	-\$569.00
<i>Available only in Red and Blue</i>		
F. MODEL #	DIMENSIONS	LIST
SO XSLBT48RSG	48"R x 29.5"H	-\$379.00
SO XSLBT60RSG	60"R x 29.5"H	-\$725.00
SO XSLBT71RSG	71"R x 29.5"H	-\$865.00
G. MODEL #	DIMENSIONS	LIST
SO XSLDY60R	Holds up to 8-10 round tables up to 60" diameter	-\$739.00
H. MODEL #	DIMENSIONS	LIST
SO XSLDY3072	Holds up to 12 tables	-\$815.00
SO XSLDY3096	Holds up to 12 tables	-\$975.00



Many other sizes are available. Contact your sales representative for details.

Pricing subject to change

Some items on this page are available by special order, please call for details. 



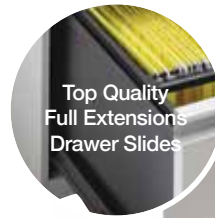
Files + Storage

Our commercial grade filing products offer premium features and unmatched value.

With added functionality and ergonomic design, these cabinets are welcome additions to any office. All of our cabinets are built of steel and feature ball-bearing slides providing a long-lasting and durable product made for high-volume, daily use. Our broad line of file cabinets include vertical, lateral and pedestal files. Affordable prices make these filing products a great value and smart choice.

Premium Mobile Pedestals

All drawers on easy rolling ball-bearing suspension. Heavy gauge steel. Locking drawers. Attractive full pull handles. Double wall fronts. Full suspension file drawers. Meets ANSI / BIFMA Specifications. Limited Lifetime Warranty.



Locking File/File Pedestal with Glides

CPSFF
~~List \$779~~
Overall Dimensions
15"W x 22"D x 26.5"H



◀ Box/File Hanger Bracket w/ USB Silver
CMPHBUSB
~~List \$229~~

*Needed to install pedestal



◀ Optional Locking Caster
CPPCASTERS
~~List \$57~~

Optional locking casters for CPSFF, CPSBBF, and CMPBF



◀ Box/File Pedestal
CMPBF
~~List \$594~~

Overall Dimensions
10"W x 20.25"D x 21"H



◀ Locking Box/Box/File Pedestal with Glides
CPSBBF
~~List \$779~~

Overall Dimensions
15"W x 22"D x 26.5"H

▶ Cushions for Metal Pedestals

PLCUSH1522
~~List \$199~~

Fabrics available below. For use with CPSBBF, CPSFF, CPSBF.



▶ Mobile Locking Box/File Pedestal

CPSBF
~~List \$698~~


Includes casters

Overall Dimensions
15"W x 22"D x 22.25"H




FINISHES:

Available Fabrics for PLCUSH1522:



Available Finishes for the CPSFF, CPSBBF & CPSBF



Classic Mobile Pedestals

3 mil PVC Tough Edge on all exposed edges. Choice of laminate finishes. Top quality Steel Ball Bearing Drawer Slides. Flared drawer pulls for an enhanced look. Core removable locks. Fits under most desks. Accommodates letter & legal files. Casters included.



▲ Locking Mobile Box/Box/File Pedestal

PL148
~~List \$928~~

Overall Dimensions
16"W x 22"D x 28.5"H

Floating hidden casters.

▶ Locking Mobile File/File Pedestal

PL149
~~List \$970~~

Overall Dimensions
16"W x 22"D x 28.5"H



▶ Locking Mobile Box/File Pedestal

PL1007
~~List \$754~~

Overall Dimensions
16"W x 22"D x 22.5"H



FINISHES:

Available Finishes:



Not all finishes are available on each pedestal, please call for details.

Handle Options:



PLPULLHLBLK

~~List \$39~~
Black—standard on Cherry, Mahogany, Maple and Aspen. Optional on all other finishes.



PLPULLHLNI

~~List \$39~~
Nickel—standard on Espresso, Modern Walnut, Newport Gray and White. Optional on all other finishes.



WSPULLRECT

~~List \$39~~
Black ~~List \$39~~
Silver ~~List \$39~~
Rectangular Drawer Pull available in Black and Silver



PLPULLA

~~List \$39~~
Black ~~List \$39~~
Silver ~~List \$39~~
Angle Drawer Pull available in Black and Silver



PLPULLCYL

~~List \$39~~
Black ~~List \$39~~
Silver ~~List \$39~~
Cylinder Drawer Pull available in Black and Silver



2 Drawer Letter with Lock 15" Wide List

WSVF2LT25BLK	15"W x 25"D x 28.38"H	\$399.00
WSVF2LT25PTY	15"W x 25"D x 28.38"H	\$399.00
WSVF2LT25LGY	15"W x 25"D x 28.38"H	\$399.00

2 Drawer Legal with Lock 18" Wide List

WSVF2LG25BLK	18"W x 25"D x 28.38"H	\$439.00
WSVF2LG25PTY	18"W x 25"D x 28.38"H	\$439.00
WSVF2LG25LGY	18"W x 25"D x 28.38"H	\$439.00

4 Drawer Letter with Lock 15" Wide List

WSVF4LT25BLK	15"W x 25"D x 52"H	\$679.00
WSVF4LT25PTY	15"W x 25"D x 52"H	\$679.00
WSVF4LT25LGY	15"W x 25"D x 52"H	\$679.00

4 Drawer Legal with Lock 18" Wide List

WSVF4LG25BLK	18"W x 25"D x 52"H	\$729.00
WSVF4LG25PTY	18"W x 25"D x 52"H	\$729.00
WSVF4LG25LGY	18"W x 25"D x 52"H	\$729.00

5 Drawer Letter with Lock 15" Wide List


SO WSVF5LT26BLK	15"W x 26.5"D x 61.38"H	\$964.00
SO WSVF5LT26PTY	15"W x 26.5"D x 61.38"H	\$964.00
SO WSVF5LT26LGY	15"W x 26.5"D x 61.38"H	\$964.00

5 Drawer Legal with Lock 18" Wide List

SO WSVF5LG26BLK	18"W x 26.5"D x 61.38"H	\$1,019.00
SO WSVF5LG26PTY	18"W x 26.5"D x 61.38"H	\$1,019.00
SO WSVF5LG26LGY	18"W x 26.5"D x 61.38"H	\$1,019.00



Available Finishes:



Classic Laminate Storage

3 mil PVC Tough Edge on all exposed edges. Choice of laminate finishes. Flared pulls for an enhanced look. Core removable locks. Adjustable shelves.

A. Storage Cabinet 37.25"H LIST

PL152 35.5"W x 22"D x 37.25"H ~~-\$1,125.00-~~

B. Storage Cabinet 29"H LIST

PL113 35.5"W x 22"D x 29"H ~~-\$748.00-~~

C. Buffet Credenza LIST

PL172 35.5"W x 22"D x 38"H ~~-\$1,849.00-~~

D. Storage Cabinet 66"H LIST

PL151 35.5"W x 22"D x 66"H ~~-\$1,856.00-~~

E. Personal Unit 65.5"H LIST

PL150* 17.75"W x 23.75"D x 65.5"H ~~-\$1,423.00-~~

*Door is reversible

F. Wardrobe Unit 65.5"H LIST

PL207* 24.25"W x 23.75"D x 65.5"H ~~-\$2,585.00-~~

This item is only available in Aspen, Espresso, Newport Grey, Modern Walnut & White only



B.



A.



C.



D.

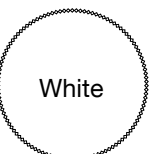




E.



F.

Available Finishes: *Not all items are available in each color finish, Contact your sales representative for details.



WorkSimpli Steel Storage Cabinets

WorkSimpli storage cabinets are designed for commercial and residential use. Durable fully welded steel construction with non-porous surface that is easy to clean and disinfect. Cabinet security is enhanced with three-point locking system and two adjustable front glides make for easy leveling.

A. Adjustable Shelf Storage Cabinet

LIST

*WSSC361872 36"W x 18"D x 72"H ~~-\$1,119.00~~

*Stocking in Black, and Light Grey

SO WSSC362472 36"W x 24"D x 72"H ~~-\$1,339.00~~



B. Combination Cabinet

LIST

SO WSSC361872 36"W x 21"D x 72"H ~~-\$1,285.00~~

Multipurpose storage. Ample shelf space for records, supplies and tools. Extended space with rod to hang garments, or use for long cleaning equipment and sporting gear.

C. Janitorial Cabinet

LIST

SO WSJC301872 30"W x 18"D x 72"H ~~-\$905.00~~

Designed to organize all your cleaning supplies and equipment.



A.



B.




C.

Available Finishes:



Light Gray



Black

Classic Laminate Lateral Files

A. 2-Drawer Lateral File 29”H with Removable Top

	LIST
PL112 35.5”W x 22”D x 29”H	-\$1,299.00

B. 3-Drawer Lateral File 42”H with Removable Top

	LIST
PL183 35.5”W x 22”D x 42”H	-\$2,899.00

C. 4-Drawer Lateral File 54.5”H with Removable Top

	LIST
PL184 35.5”W x 22”D x 54.5”H	-\$3,544.00

D. Combo Lateral File

	LIST
PL114 31”W x 22”D x 29”H	-\$1,389.00

* Lateral Files should be used with hanging file folders. Not intended for storage.



Available Finishes: *White is only available on the PL112 & PL114



8300 Lateral Files Series

Meets or exceeds ANSI-BIFMA requirements.
Core removable locks. Counter weights included with anti-tip.

NEW **A. 2 Drawer with Lock 36” Wide**

	LIST
WS8362BLK Black 35.5”W x 20”D x 27.5” H	-\$1,449.00
WS8362LGY Light Gray 35.5”W x 20”D x 27.5” H	-\$1,449.00


NEW **B. 4 Drawer with Lock 36” Wide**

	LIST
WS8364BLK Black 35.5”W x 20”D x 51.5” H	-\$2,399.00
WS8364LGY Light Gray 35.5”W x 20”D x 51.5” H	-\$2,399.00

C. Drawer Accessories (Optional)

	LIST
WS8000FB Front-Back File Bars	-\$69.00
WS8000LOCKCOREKIT Core Kit with 2 Keys	-\$99.00
WS8000MASTERKEY Master Key	-\$39.00
WS8000COREREVKEY Core Removal Key	-\$29.00

Available Finishes:



Metal Bookcases

Fully adjustable shelves adjust on 1" centers plus raised bottom shelf. Welded steel construction. Powder coat finish. Shipped assembled.



2 Shelf Bookcase (1 Adjustable Shelf)	LIST
SOWSBC230 30"H x 34.5"W x 13"D	\$449.00
3 Shelf Bookcase (2 Adjustable Shelves)	LIST
SOWSBC342 42"H x 34.5"W x 13"D	\$509.00
4 Shelf Bookcase (3 Adjustable Shelves)	LIST
SOWSBC460 60"H x 34.5"W x 13"D	\$679.00
5 Shelf Bookcase (4 Adjustable Shelves)	LIST
SOWSBC572 72"H x 34.5"W x 13"D	\$749.00
6 Shelf Bookcase (4 Adjustable Shelves)	LIST
SOWSBC682 82"H x 34.5"W x 13"D	\$869.00

Available Finishes:



Bookcases

Fully adjustable shelves adjust on 1" centers plus raised bottom shelf. 200lb. shelf capacity. Welded steel construction. Durable non-porous surface is easy to clean and disinfect. Shipped assembled.

30"H Bookcase

(1 Adjustable, 1 Fixed Shelves)	LIST
PL154 32"W x 14"D x 30"H	\$385.00

48"H Bookcase

(3 Adjustable, 1 Fixed Shelves)	LIST
PL155 32"W x 14"D x 48"H	\$508.00

71"H Bookcase

(4 Adjustable, 2 Fixed Shelves)	LIST
PL156 32"W x 14"D x 71"H	\$720.00

Extras

	LIST
PL156SHELF Extra shelf	\$93.00
PLBCDK Bookcase door kit with Lock	\$199.00
32"W x 28"H	



30"H Corner Bookcase

(1 Adjustable Shelf)	LIST
PL160 24"W x 24"D x 30"H	\$768.00

36"H Corner Bookcase

(2 Adjustable, 1 Fixed Shelves)	LIST
PL161 15"W x 15"D x 36"H	\$558.00

Available Finishes:

*PL160, and PL161 is not available in the white finish.








Accessories

Whiteboards, floormats, power centers and more.

Don't forget your accessories—we have everything for your office needs.



Tempered Glass Chair Mats



Features:

- Made of 1/4" clear tempered glass to our patented specifications
- Five times stronger than common glass
- Capable of supporting thousands of pounds per mat
- Lifetime Limited Warranty against breaking or chipping
- 99.9% of surveyed buyers say they are delighted with their glass chair mats

Tempered Clear Glass Chair Mats

Can withstand 1,000 lbs.

MODEL #	DIMENSION	LIST
A. GFMRC3648	36" x 48"	\$318.00
B. GFMRC4060	40" x 60"	\$440.00
C. GFMRC4450	44" x 50"	\$411.00
D. GFMRC4848	48" x 48"	\$411.00
E. GFMRC4860	48" x 60"	\$503.00
F. GFMRC4872	48" x 72"	\$632.00

Clear Glass



TrendSetter® Designer Chair Mats

- Transform your space with a designer chair mat
- Smooth rolling surface for ergonomic comfort
- Made in USA, Certified Woman-Owned Business

Medium Pile Carpet Chair Mat

Protects Carpet up to 3/4" (including padding)
Limited Lifetime "No Crack Mat" Warranty

MODEL NO.	DESCRIPTION	LIST
SOESR119732	36"W x 48"D, Pewter, Rectangle	-\$172.50
SOESR119742	36"W x 48"D, Dark Cherry, Rectangle	-\$172.50
SOESR119722	36"W x 48"D, Driftwood, Rectangle	-\$172.50

Hard Floor Chair Mat

Protects wood, laminate, tile and other hard floor surfaces
1-Year Limited "No Crack Mat" Warranty

MODEL NO.	DESCRIPTION	LIST
SOESR119762	36"W x 48"D, Pewter, Rectangle	-\$138.00
SOESR119772	36"W x 48"D, Dark Cherry, Rectangle	-\$138.00
SOESR119752	36"W x 48"D, Driftwood, Rectangle	-\$138.00



CRAFTED WITH A DURABLE LAMINATED TOP LAYER FOR LASTING BEAUTY



TrendSetter® Black Chair Mats

- Protect floors while adding a professional accent to your workspace
- Smooth rolling surface for reduced joint and muscle strain
- GREENGUARD Gold Certified
- Made in USA, Certified Woman-Owned Business

Low Pile Carpet Chair Mat, Black

Protects Carpet up to 3/8" (including padding)
Limited Lifetime "No Crack Mat" Warranty

MODEL NO.	DESCRIPTION	LIST
ESR 128012	36"W x 48"D, Rectangle	-\$169.00



Hard Floor Chair Mat, Black

Protects wood, laminate, tile and other hard floor surfaces
1-Year Limited "No Crack Mat" Warranty

MODEL NO.	DESCRIPTION	LIST
ESR 132012	36"W x 48"D, Rectangle	-\$169.00

Sit or Stand Mat® For Active Workspaces

- Anti-fatigue support combined with floor protection
- Easily fold for foam cushion, then unfold for full-size chair mat
- 1-Year Limited "No Crack Mat" Warranty
- Made in USA, Certified Woman-Owned Business

Sit or Stand Mat® For Hard Floors

Protects wood, laminate, tile and other hard floor surfaces

MODEL NO.	DESCRIPTION	LIST
ESR 184612	36"W x 53"D with 20"W x 18" Lip, straight edge	-\$439.00



Sit or Stand Mat® For Low Pile Carpet

Protects Carpet up to 3/8" (including padding)
AnchorMat® cleated underside grips carpet

MODEL NO.	DESCRIPTION	LIST
ESR 184619	36"W x 53"D with 20"W x 18" Lip, straight edge	-\$439.00



SIT. STAND. WORK. REPEAT.

EverLife® Chair Mats

EverLife® chair mats protect floors while improving your mobility and comfort.

- Protect your floors from wear and tear
- Smooth rolling surface for reduced joint and muscle strain
- GREENGUARD Gold Certified
- Limited Lifetime “No Crack Mat” Warranty
- Made in USA, Certified Woman-Owned Business

MODEL NO.	DESCRIPTION	LIST
Flat Pile Mat - Protects Carpet up to 1/8" Thick, No Padding		
ESR121826**	36"W x 48"D with 20"W x 10"D Lip, straight edge	\$135.00 NEW
Flat to Low Pile Mat - Protects Carpet up to 1/4" Thick Including Padding		
ESR120023	36"W x 48"D with 20"W x 10"D Lip, straight edge	\$159.00
ESR120123	45"W x 53"D with 25"W x 12"D Lip, straight edge	\$195.00 NEW
ESR120321	46"W x 60"D, Rectangle, straight edge	\$279.00
Low Pile Mat - Protects Carpet up to 3/8" Thick Including Padding		
ESR128073	36"W x 48"D with 20"W x 10"D Lip, ramped edge	\$179.00
ESR128173	45"W x 53"D with 25"W x 12"D Lip, ramped edge	\$199.00
ESR128373	46"W x 60"D with 25"W x 12"D Lip, ramped edge	\$289.00
ESR128371	46"W x 60"D, Rectangle, ramped edge	\$279.00
Medium Pile Mat - Protects Carpet up to 3/4" Thick Including Padding		
ESR122173	45"W x 53"D with 25"W x 12"D Lip, ramped edge	\$239.00
ESR122373	46"W x 60"D with 25"W x 12"D Lip, ramped edge	\$339.00
ESR122071	36"W x 48"D, Rectangle, ramped edge	\$249.00
ESR122171	45"W x 53"D, Rectangle, ramped edge	\$305.00
ESR122371	46"W x 60"D, Rectangle, ramped edge	\$345.00
Hard Floor Mat - Protects Wood, Tile, and Other Hard Floor Surfaces		
SOESR131823**	45"W x 53"D with 25"W x 12"D Lip, straight edge	\$83.00
SOESR131826**	46"W x 60"D, Rectangle, straight edge	\$115.00

**Items ESR 121826, ESR 131823 and ESR 131826 have a one-year limited warranty



EVERLIFE® CARPET CHAIR MATS FEATURE ANCHORBAR® CLEATS

Easy to handle. Gentle on Carpets and Hands. No sharp spikes.



EverLife® Workstation Chair Mats

Large rolling surface perfect for L, U and corner style desks.

- Protect your floors from wear and tear
- Smooth rolling surface for reduced joint and muscle strain
- GREENGUARD Gold Certified
- Limited Lifetime “No Crack Mat” Warranty
- Made in USA, Certified Woman-Owned Business

Medium Pile Carpet Workstation Mat

Protects Carpet up to 3/4" (including padding)

MODEL NO.	DESCRIPTION	LIST
SOESR122775	66"W x 60"D, Carpet Workstation	\$220.00

Hard Floor Workstation Mat

Protects wood, laminate, tile and other hard floor surfaces

MODEL NO.	DESCRIPTION	LIST
SOESR1327	66"W x 60"D, Hard Floor Workstation	\$204.00




EVERLIFE® CARPET CHAIR MATS FEATURE ANCHORBAR® CLEATS

Easy to handle. Gentle on Carpets and Hands. No sharp spikes.

Pricing subject to change. Many other sizes are available. Contact your sales representative for details.

▼ Dual Monitor Arm
627GSSIL
List \$603

Features adjustable tilt and height. Holds two monitors weighing up to 13 lbs per arm and up to a 24" monitor. Clamps on to worksurface or mounts in grommet hole. Silver finish.


▼ Single Monitor Arm
227GSSIL
List \$467

Features adjustable tilt and height. Clamps on to worksurface or mounts in grommet hole. Holds up to a 28"W monitor weighing up to 22 lbs. Silver finish.


▲ A. Deluxe Keyboard Tray with Adjustable Mouse Surface and Padded Wrist rest
EZ0021
List \$311
Keyboard tray:
20"W x 11"D

Mouse Area:
8"W x 8"D

▲ B. Deluxe Keyboard Tray with adjustable Mouse Surface and Padded Wrist rest with Extended Arm Mechanism
EZ0021SL
List \$432
Keyboard tray:
20"W x 11"D

Mouse Area:
8"W x 8"D

◀ C. Premium Extra Wide 28" Pull-out Keyboard Tray with Wrist Rest
EZ0046
List \$218
Keyboard Tray:
28"W x 11"D

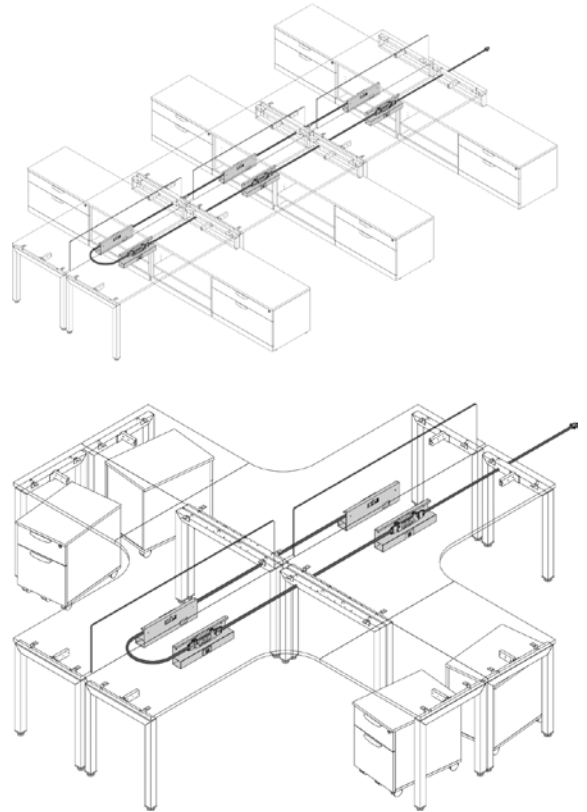
▲ D. Pull-out Keyboard Tray with Reversible Mouse Surface and Wrist Rest
EZ0036
List \$207
Keyboard Tray:
20"W x 11"D

Mouse Area:
7.5"W x 8.5"D

Elements Series Power

ECA Power Components

		LIST
ECA78ABL	Blank Telecom Plate	-\$21.00-
ECA78MB	Mounting Bracket	-\$21.00-
ECA8SR	Receptacle Remover Tool	-\$17.00-
ECA84AA	Double-sided Power Block	-\$94.00-
ECA84SA	Single-sided Power Block	-\$94.00-
ECA84FF23	23" Harness	-\$252.00-
ECA84FF29	29" Harness	-\$265.00-
ECA84FF35	35" Harness	-\$279.00-
ECA84FF41	41" Harness	-\$292.00-
ECA84FF47	47" Harness	-\$319.00-
ECA84FF53	53" Harness	-\$331.00-
ECA84FF59	59" Harness	-\$345.00-
ECA84FF64	64" Harness	-\$358.00-
ECA84FF71	71" Harness	-\$384.00-
ECA84S1BL	150 Receptacle Circuit	-\$34.00-
ECA84S2BL	150 Receptacle Circuit 2	-\$34.00-
ECA84S4BL	150 Receptacle Circuit 4	-\$34.00-
ECA84SB2144	144" Starter Harness 20AMP	-\$544.00-
ECA84SB72	72" Starter Harness 20AMP	-\$345.00-
ECA84SIG3OR	150 Receptacle Isolated Circuit 3	-\$40.00-
ECAABLAB	Telecom Plate – RJ11 Cat 3 Phone & RJ45 Cat6 Data	-\$238.00-



Cord Management Under Table Wire Racks

MODEL #	DESCRIPTION	LIST
A. PLTWTD18	18" Double Cord Management	-\$89.00-
A. PLTWTD24	24" Double Cord Management	-\$139.00-
B. PLTWTS18	18" Single Cord Management	-\$69.00-
B. PLTWTS24	24" Single Cord Management	-\$99.00-
C. PLTPC18	19" Electrical Trough	-\$97.00-
D. PLTPWM18	18" Wire Management	-\$49.00-
E. CMS05	Black Expandable Wire Manager Snake	-\$103.00-
F. CMS04*	Wire Manager Snake; Available in Black and Silver	-\$110.00-

*Also stackable for adj. height and taller tables.





▲
Power Center
 PPGEUABLK
 List \$178-

Fits 60MM or 2.25" grommet hole. Features 1 power outlet and 1 USB connection with optional data or charge. 5' power cord, 40" USB cable.



▲
Desk Top Power Module
 PLTDTPM2U2EGBLK, PLTDTPM2U2EGWHT
 List \$399-

Mounts above or below worksurface. 2 power outlets + 2 USB ports. 10' power cord (4' plug in section + 6' linkable section). Daisy chainable (with linkable cord). Includes 3 mounts: above desk clamp + above desk grommet + below desk mount. Plastic cell phone holder.



▲
Power Center
 PPD5E4U
 List \$399-

5 Outlet Power Surge with 4 USB Charging; with 8' power cord.



▲
Pull-Out Power Grommet
 PPGP04E2UBLK
 List \$243-

Hidden pull-out power center. Fits 60MM or 2.25" grommet hole. Features 4 power outlets and 2 USB charging ports. 6' to 10' power cord with surge protector. Professional installation required. **Available in Black.**



▲
Under Surface Mount Power Center
 PPBSP3E2UBLK
 List \$332-

Under Surface Mount Power Center - Daisychained. Compact design mounts under the edge of worksurface. Features 3 power outlets and 2 USB charging ports. 118" power cord, 40" USB cable. Professional installation required. **Available in Black.**



◀ **Power Module**
 PLTBPOWER
 List \$699-

Features: 2 UL Power, 1 CAT, 6 DATA, 1 Telephone, 1 HDMI (2.0), 1 USB (3.0), 1 Dual USB Charger (max 2.5A). Professional installation required.

Overall: 10/ 3/8" W x 4 9/16" D
Cutout: 9 3/32" W x 4 1/2" D
Available in Silver and Black.





PLEDBUDTL48

LED Task Lights

Add a task light to any hutch.

MODEL #	DIMENSION	LIST
PLEDBUDTL24	24"W	-\$179.00-
PLEDBUDTL48	48"W	-\$239.00-
PLEDBUDTLMAG	Magnet	-\$59.00 per pair-
PLEDDIMTL24MAGBLK	24"W	-\$349.00-
PLEDDIMTL36MAGBLK	36"W	-\$399.00-



PLEDBUDTL24 / PLEDBUDTL48
On/off switch, 10" cord, magnet sold separately



PLEDDIMTL24MAGBLK / PLEDDIMTL36MAGBLK
Touch control dimming, magnets included, 10' cord



Square Metal Grommet Cover


Fits in all Performance Laminate Series grommet holes.

MODEL #	DIMENSION	LIST
PLSQGMBLK	Black Metal	-\$39.00-
PLSQGMSIL	Brushed Metal	-\$39.00-

Round Plastic Grommet Cover

Fits in all Performance Laminate Series grommet holes.

MODEL #	DIMENSION	LIST
PLGROMMETBLK	Black 2 3/6"	-\$19.00-
PLGROMMETSIL	Silver 2 3/6"	-\$19.00-



Center Drawer

This low profile center drawer attaches to any worksurface. Features ball-bearing suspensions.

MODEL #	DIMENSION	LIST
CDR1	21.5"W x 16.5"D	-\$149.00-

Table Mount Bag Holder

PLTBHSIL
List \$41

Table mount bag holder in silver.



► Index

WorkSimpli

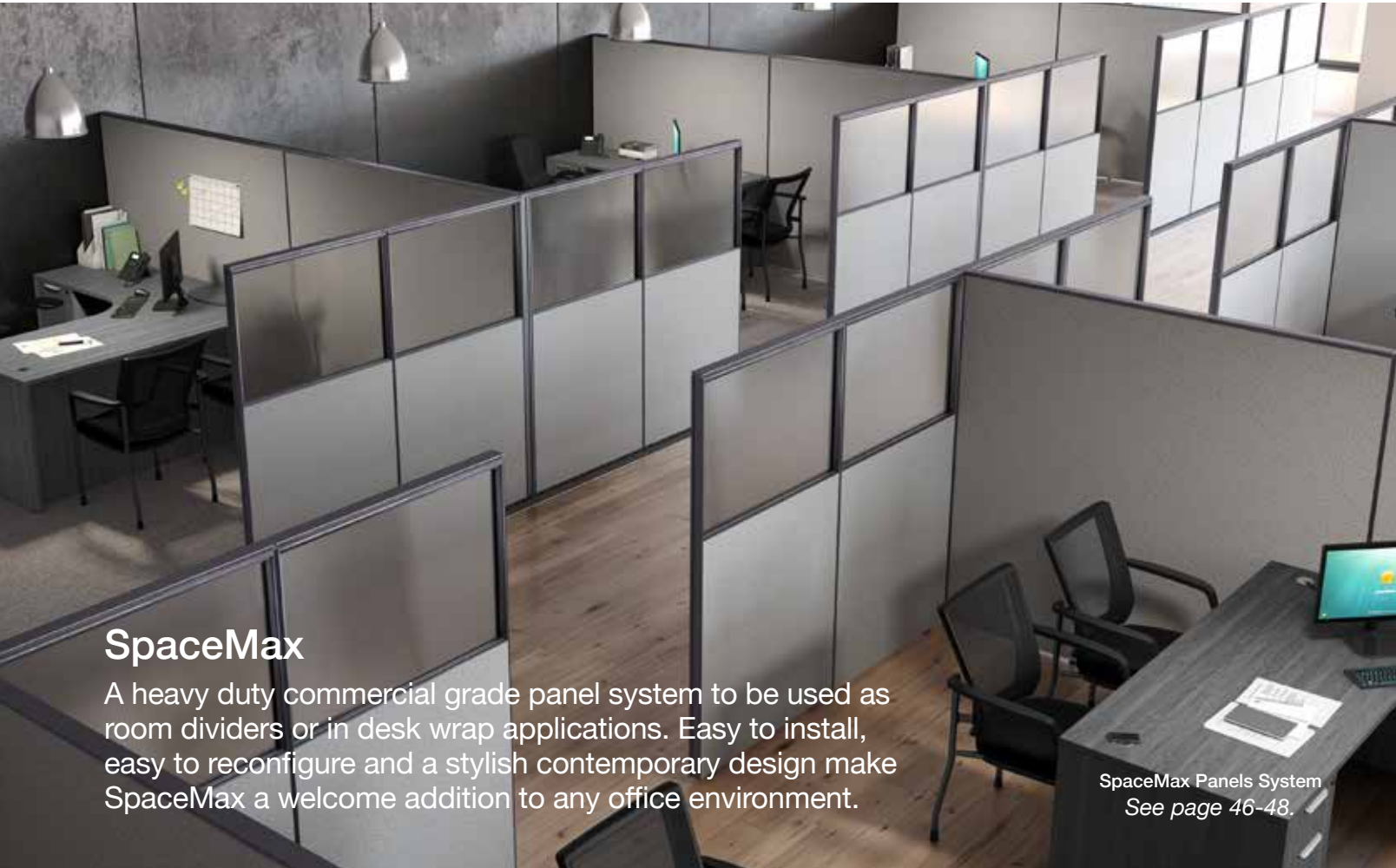
Adjustable Height Bases	51-55
Big & Tall Seating	88-89
Bookcases	128-129
Chair Function Guide	107
Chairmats by ES Robbins	133-134
Center Drawers	137
Conference	69-73
Desk Mount Panels + Borders Collection	42-45
Drafting Stools	106
Elements Collection	27-40
Elements Electrical Height Adjustable Tables	51-55
Executive Seating	82-87
Extras	137
Filing + Mobile Pedestals	122-124, 127
Folding Chairs + Dollies	118
Folding Tables	119
Gathering Tables + Presentation	80-82
Glass Chair Mats	132
Guest Seating	110-115
Keyboard Trays	135
Laminate Storage	126
Lateral Files	127
Mesh Seating	92-104
Modular Electric/Wire Management	136-137
Monitor Mounts	135
Multi-Purpose Tables / Cafe Tables	62-64
Multi-Use Seating	105, 116-117
Nesting Chairs	108-109
Nesting Tables	57-60
Office Panels	46-50
Power Accessories	137
Reception Desks	15, 18-19
Reception Seating	76-79
Rod & Angled Table Bases	80
Steel Storage Cabinets	125
Stools	106, 116
Task Lights	137
Traditional Seating	90-91
Training Room Tables	57-61
Vertical Filing Cabinets	124

We also have access to product lines not featured in this catalog. Call for details.

**CANDEX | CLARIDGE | DEKKO
HOLLAND BARSTOOL | HPFI
KFI | LESRO | SAFCO | SANDUSKY
SAUDER | STEEL CABINETS**

A one stop shop for all your

office needs.



SpaceMax

A heavy duty commercial grade panel system to be used as room dividers or in desk wrap applications. Easy to install, easy to reconfigure and a stylish contemporary design make SpaceMax a welcome addition to any office environment.

SpaceMax Panels System
See page 46-48.

Make your office your own.



Garrison Series
XSL13133BLK / XSL13133GYBLK
See page 92.



Rod Table Base
PLTWMBASE2424BLK
See page 80.



Mobile Lecturn
PL216 Lectern
See page 72.

